

## Series Spec Sheet

# CIRKA

## ROUND LED CEILING LUMINAIRE

3 CCT Selectable  
Slim & Lightweight

CIRKA LED Ceiling Luminaire combines highly efficient illumination with a sleek look using a lightweight slim housing. Adding a personal touch is possible by opting for one of our magnetic trims available in different finishes.

Offered in 4 sizes either in a single color temperature or with an integrated 3 color temperature selection this ceiling luminaire is the perfect solution for commercial and residential applications. Typical applications include new surface installations, hallways, bathrooms and closets.

### FEATURES AND SPECIFICATIONS

#### • Construction

##### Physical characteristics

- Housing comes standard in white
- The lens has a frosted finish
- Available sizes: 5", 7", 9", 12"
- Selectable color temperature: the CCT switch is placed on the back of the luminaire

##### Mounting

Surface mounted, wall and ceiling

#### • Performance data

- Available in both 3 000 and 4 000 K single color temperatures, or 3 000/4 000/5 000 K selectable color temperature
- 80 CRI
- Electrical ratings: 120 V
- Estimated life of over 50 000 hours to L70


– Phase cut (ELV / Triac) dimming standard

– Operating temperature:

- Single color temperature:  
-20° C to 40° C (-4 °F to 104 °F)
- Selectable color temperature:  
-10° C to 45° C (14 °F to 113 °F)

#### • Compliances

- cETLus listed for damp location
- Energy Star
- Meets requirements of ICES-005 issue 5 class B for usage in residential applications



quick  
ship



LED  
fixture



dimnable



damp  
location



ICES  
005



### OVERVIEW

Light source	LED
Watts (W)	6 - 24
Lumen output (lm)	339 - 1 993
Efficacy (lm/W)	57 - 83
Color temperature (K)	3 000, 4 000 3 000/4 000/5 000
CRI	80

QUICK SHIP AND TECHNICAL SPECIFICATION TABLE  1

Order code	Model number	Watts (W)	Volts (V AC)	Color temp. (K) <sup>1</sup>	Lumen output (lm) <sup>2,3</sup>	Efficacy (lm/W)	CRI	Life L70 (hrs) <sup>4</sup>	Shape	Finish	Dimming (Yes/No)	Power factor	THD (%)	Case qty (master)
<b>Single CCT</b>														
<b>5"</b>														
68053	CRK-5-40-1	6	120	4 000	400	67	80+	50 000	Round	White	Yes	≥0.90	≤40	60
<b>7"</b>														
68054	CRK-7-30-1	12	120	3 000	880	73	80+	50 000	Round	White	Yes	≥0.90	≤40	40
<b>9"</b>														
68057	CRK-9-40-1	18	120	4 000	1 300	72	80+	50 000	Round	White	Yes	≥0.90	≤40	20
<b>3 CCT Selectable</b>														
<b>5"</b>														
68713	CRK5-R6W-A-3CWH	6	120	3 000/4 000/5 000	360	60	80	50 000	Round	White	Yes	0.90	≤40	60
<b>7"</b>														
68714	CRK7-R12W-A-3CWH	12	120	3 000/4 000/5 000	840	70	80	50 000	Round	White	Yes	0.90	≤40	40
<b>9"</b>														
68715	CRK9-R18W-A-3CWH	18	120	3 000/4 000/5 000	1 260	70	80	50 000	Round	White	Yes	0.90	≤40	20
<b>12"</b>														
68716	CRK12-R24W-A-3CWH	24	120	3 000/4 000/5 000	1 920	80	80	50 000	Round	White	Yes	0.90	≤40	10

<sup>1</sup> QUICK SHIP: Product availability is subject to change without notice. Please contact your Stanpro customer service representative to confirm inventory levels at time of order.

<sup>2</sup> Typical color temperature range: +/- 5 %.

<sup>3</sup> Lumen values are derived from Energy Star reported data. Initial lumens range: +/- 10 %.

<sup>4</sup> Life hours are derived from IESNA LM-80-08 testing report and projected per IESNA TM-21-11 extrapolations.

LUMEN SPECIFICATION TABLE

Order code	Model number	Watts (W)	3 000K		4 000K		5 000K	
			Lumens (lm)	Efficacy (lm/W)	Lumens (lm)	Efficacy (lm/W)	Lumens (lm)	Efficacy (lm/W)
68713	CRK5-R6W-A-3CWH	6	339	57	387	65	364	61
68714	CRK7-R12W-A-3CWH	12	813	68	867	72	803	67
68715	CRK9-R18W-A-3CWH	18	1 227	68	1 363	76	1 227	68
68716	CRK12-R24W-A-3CWH	24	1 794	75	1 993	83	1 822	76

DEFAULT PROGRAMMING: 3 000 K

ACCESSORIES (order separately)

Order code	Model number	Type	Finish	Diameter (in.)	Compatible with	Case qty (master)
69144	5IN CIRKA TRIM MATTE BK	Trim	Matte Black	5"	68053, 68713	60
68896	5IN CIRKA TRIM PC	Trim	Polished Chrome	5"	68053, 68713	60
68897	5IN CIRKA TRIM SN	Trim	Satin Nickel	5"	68053, 68713	60
69145	7IN CIRKA TRIM MATTE BK	Trim	Matte Black	7"	68054, 68714	40
68899	7IN CIRKA TRIM PC	Trim	Polished Chrome	7"	68054, 68714	40
68901	9IN CIRKA TRIM BK	Trim	Polished Black	9"	68057, 68715	20
68902	9IN CIRKA TRIM PC	Trim	Polished Chrome	9"	68057, 68715	20
69147	12IN CIRKA TRIM MATTE BK	Trim	Matte Black	12"	68716	10
68904	12IN CIRKA TRIM BK	Trim	Polished Black	12"	68716	10
68905	12IN CIRKA TRIM PC	Trim	Polished Chrome	12"	68716	10
68906	12IN CIRKA TRIM SN	Trim	Satin Nickel	12"	68716	10
-	RNG-TRM05-BRG	Trim	Brushed Rose Gold	5"	68053, 68713	60
-	RNG-TRM05-BB	Trim	Brushed Bronze	5"	68053, 68713	60
-	RNG-TRM07-BN	Trim	Brushed Nickel	7"	68054, 68714	40
-	RNG-TRM07-BRG	Trim	Brushed Rose Gold	7"	68054, 68714	40
-	RNG-TRM07-BB	Trim	Brushed Bronze	7"	68054, 68714	40
-	RNG-TRM09-BN	Trim	Brushed Nickel	9"	68057, 68715	20
-	RNG-TRM09-BRG	Trim	Brushed Rose Gold	9"	68057, 68715	20
-	RNG-TRM09-BB	Trim	Brushed Bronze	9"	68057, 68715	20
-	RNG-TRM12-BN	Trim	Brushed Nickel	12"	68716	10
-	RNG-TRM12-BRG	Trim	Brushed Rose Gold	12"	68716	10
-	RNG-TRM12-BB	Trim	Brushed Bronze	12"	68716	10

SCREWLESS MAGNETIC TRIMS



Data is based upon tests performed in a controlled environment. Actual performance can vary depending on operating conditions. All products are subject to change or may be discontinued any time without notice.

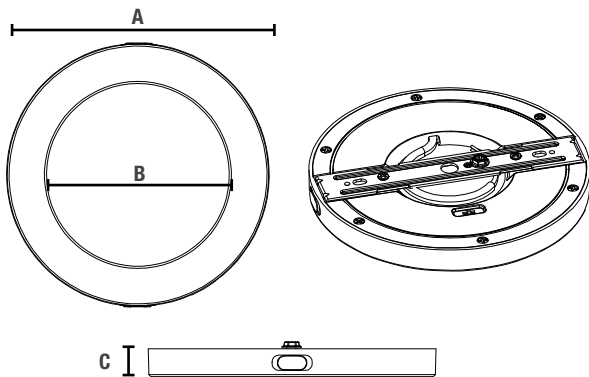
**COMPATIBLE DIMMERS<sup>1</sup>**

	Single CCT	3 CCT Selectable
Brand	Model	
Cooper	AAL06, SLC03P	
Leviton	6672-1LW; IPL06-10Z; DSL06-1LZ; 6674-POW	066EV, IPL06, 6674, DSL06-1ZL, IPE04-1LZ
Lutron	DVW-603PGH-WH; MACL-153MR-WH; SCL-153P-WH; PD-6WCL-WH; CTCL-153P-WH; MSCL-OP153M-WH; DVCL-153P-WH	PD-5NE, PD-6WCL, DVCL-153P, CTCL-153P, DVCL-253P, AYCL-253P, DVRP-253-WH, SELV-300P, MACL-153P, RRD-6NA-WH
GE	45857GR	

Dimming range: 10%-100%

<sup>1</sup> This table shows dimmers that have been tested and have demonstrated proper operation under normal conditions. Each installation being unique, various factors such as load, common neutrals or other electrical products on the circuit can, in certain instances, cause variance in system performance. Read and comply to the dimmer installation instructions. Consult dimming system manufacturer for additional support in operation. Some dimmers may require more than one product for stable operation. Stanpro recommends to use dimmers designed to work with LED products. Older dimmers designed for incandescent products may cause erratic operation.

**DIMENSIONS AND WEIGHTS**



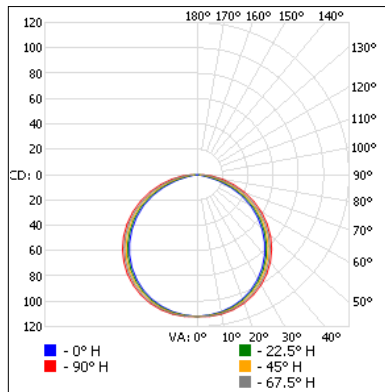
	5"	7"	9"	12"
A	Ø 5 5/16 (135.4 mm)	Ø 7 1/8 (180.4 mm)	Ø 8 7/8 (225.4 mm)	Ø 11 7/8 (300.4 mm)
B	Ø 3 3/4 (94.4 mm)	Ø 5 1/2 (139.4 mm)	Ø 7 1/4 (184.4 mm)	Ø 10 1/4 (259.4 mm)
C	1/2 (13 mm)	1/2 (13 mm)	1/2 (13 mm)	1/2 (13 mm)
Net weight (lbs)	0.39	0.61	0.88	1.41

Data is based upon tests performed in a controlled environment. Actual performance can vary depending on operating conditions. All products are subject to change or may be discontinued any time without notice.

PHOTOMETRIC DATA<sup>1</sup>

68713 • CRK5-R6W-A-3CWH • 3 000 K • 339 lm

Polar candela distribution



Zonal lumen summary

Zone	Lumens	% Fixture
0-30	88.7	26.1
0-40	146.6	43.2
0-60	263.7	77.8
60-90	75.3	22.2
0-90	339.0	100

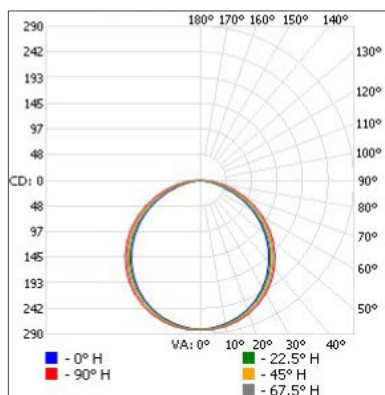
Illuminance at a distance

Center beam fc		Beam width	
1.7'	38.7	5.1'	6.2'
3.3'	10.3	9.9'	12.0'
5.0'	4.47	15.0'	18.2'
6.7'	2.49	20.1'	24.4'
8.3'	1.62	24.9'	30.3'
10.0'	1.12	30.0'	36.5'

■ Vert. spread: 112.7°  
■ Horiz. spread: 122.5°

68714 • CRK7-R12W-A-3CWH • 3 000 K • 813 lm

Polar candela distribution



Zonal lumen summary

Zone	Lumens	% Fixture
0-30	219.9	27.1
0-40	361.2	44.5
0-60	640.4	78.8
60-90	172.1	21.2
0-90	812.5	100

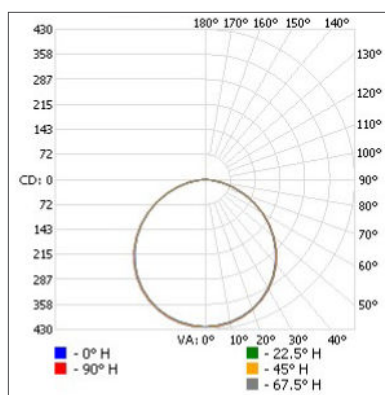
Illuminance at a distance

Center beam fc		Beam width	
1.7'	97.5	4.8'	5.6'
3.3'	25.9	9.3'	10.9'
5.0'	11.3	14.0'	16.6'
6.7'	6.28	18.8'	22.2'
8.3'	4.09	23.3'	27.5'
10.0'	2.82	28.0'	33.1'

■ Vert. spread: 109.0°  
■ Horiz. spread: 117.7°

68715 • CRK9-R18W-A-3CWH • 3 000 K • 1 226 lm

Polar candela distribution



Zonal lumen summary

Zone	Lumens	% Fixture
0-30	330.3	27
0-40	543.0	44.3
0-60	964.5	78.7
60-90	260.9	21.3
0-90	1 225.4	100

Illuminance at a distance

Center beam fc		Beam width	
1.7'	146	5.2'	5.3'
3.3'	38.8	10.0'	10.3'
5.0'	16.9	15.2'	15.5'
6.7'	9.40	20.4'	20.7'
8.3'	6.13	25.2'	25.7'
10.0'	4.22	30.4'	30.9'

■ Vert. spread: 113.3°  
■ Horiz. spread: 114.2°

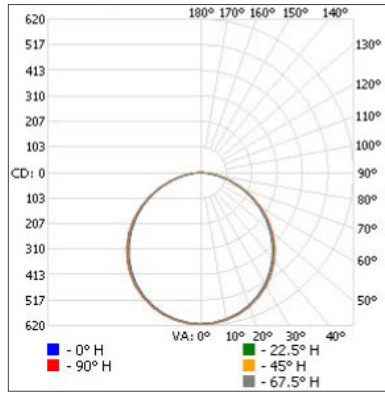
<sup>1</sup> Complete IES files available on our website.

Data is based upon tests performed in a controlled environment. Actual performance can vary depending on operating conditions. All products are subject to change or may be discontinued any time without notice.

**PHOTOMETRIC DATA<sup>1</sup>**

68716 • CRK12-R24W-A-3CWH • 3 000 K • 1 792 lm

**Polar candela distribution**




**Zonal lumen summary**

Zone	Lumens	% Fixture
0-30	479.4	26.8
0-40	788.4	44
0-60	1 402.3	78.3
60-90	389.3	21.7
0-90	1 791.6	100

**Illuminance at a distance**

	Center beam fc	Beam width	
1.7'	212	5.1'	5.4'
3.3'	56.3	9.9'	10.4'
5.0'	24.5	15.0'	15.8'
6.7'	13.7	20.2'	21.2'
8.3'	8.90	25.0'	26.2'
10.0'	6.13	30.1'	31.6'



■ Vert. spread: 112.8°

■ Horiz. spread: 115.4°

Data is based upon tests performed in a controlled environment. Actual performance can vary depending on operating conditions. All products are subject to change or may be discontinued any time without notice.