

Project: \_\_\_\_\_

Type: \_\_\_\_\_

Drawn by: \_\_\_\_\_ Catalogue #: \_\_\_\_\_

Date: \_\_\_\_\_

## L2SSQ LED SLIM STRIP 3 CCT Selectable Modern Square Lens Design

The L2SSQ series showcases a slim profile, allowing for installation in tight and restrictive spaces. Benefit from high-performance light output without sacrificing smooth and uniform lighting. With its sleek and modern square lens design, the L2SSQ series is the ideal choice for commercial, industrial, and retail applications.

### FEATURES AND SPECIFICATIONS

#### • Construction

##### Physical Characteristics

- Sleek and compact design ideal for installation in tight spaces
- 24 gauge white powder painted steel
- Frosted PMMA lens
- CCT Selectable switch placed discretely inside the housing

##### Mounting

- Surface, suspended or row mounted (see accessories)
- Canopy plate for octagonal junction box and mounting brackets are included

#### • Performance Data

- Available in 3 500/4 000/5 000 K selectable color temperature
- 80+ CRI
- Electrical ratings: 120-347 V
- Estimated life of over 186 000 hours to L70
- 0-10 V dimming standard
- 2.5 kV surge protection
- Operating temperature: -20 °C to 50 °C (-4 °F to 122 °F)

#### • Compliances

- cULus listed for damp locations
- DLC Premium and Standard
- Meets requirements of ICES-005 issue 5 class A for use in commercial applications



quick  
ship



LED  
fixture



dimmable  
fixture



damp  
location



ICES  
005



### OVERVIEW

Light source	LED
Watts (W)	45, 90
Lumen output (lm)	5 985, 11 970
Efficacy (lm/W)	133
Color temperature (K)	3 500/4 000/5 000
CRI	80+

Not all products are qualified on the DLC QPL. To view our DLC qualified products, please consult the DLC Qualified Products List at [www.designlights.org/search](http://www.designlights.org/search).

QUICK SHIP AND TECHNICAL SPECIFICATION TABLE 

Order code	Model number	Watts (W)	Volts (V AC)	Color temp. (K) <sup>1</sup>	Lumen output (lm) <sup>2</sup>	Efficacy (lm/W)	CRI	Life L70 (hrs) <sup>3</sup>	Tested hours LM-80 (hrs) <sup>3</sup>	Dimming (Yes/No)	Power factor	THD (%)	Case qty (master)
<b>48"</b>													
69046	L2SSQ-48LS2-Q/3C	45	120-347	3 500/4 000/5 000	5 985	133	80+	186 000	9 000	Yes	0.90	10	9
<b>96"</b>													
69047	L2SSQ-96LS2-Q/3C	90	120-347	3 500/4 000/5 000	11 970	133	80+	186 000	9 000	Yes	0.90	10	1

<sup>1</sup> Typical color temperature range: +/- 5 %.

<sup>2</sup> Lumen values are derived from DLC reported data at 3 500 K. Please refer to the LUMEN SPECIFICATION TABLE for more details on other color temperatures.

<sup>3</sup> Life hours are derived from IESNA LM-80-08 testing report and projected per IESNA TM-21-11 extrapolations.

LUMEN SPECIFICATION TABLE

Order code	Model number	3 500 K		4 000 K		5 000 K	
		Lumen output (lm)	Efficacy (lm/W)	Lumen output (lm)	Efficacy (lm/W)	Lumen output (lm)	Efficacy (lm/W)
69046	L2SSQ-48LS2-Q/3C	5 985	133	6 030	134	6 075	135
69047	L2SSQ-96LS2-Q/3C	11 970	133	12 060	134	12 150	135

DEFAULT PROGRAMMING

4 000 K

DLC UNIQUE ID TABLE

Order code	Model Number	DLC Premium Unique ID <sup>1</sup>	DLC Standard Unique ID <sup>2</sup>
69046	L2SSQ-48LS2-Q/3C	S-8W6I50	S-PEV6AJ
69047	L2SSQ-96LS2-Q/3C	S-3WCLUR	S-YE0SKQ

<sup>1</sup>Primary Use Designation: Stairwell And Passageway Luminaires

<sup>2</sup>Primary Use Designation: Direct Linear Ambient Luminaires

ACCESSORIES (order separately)

Order code	Type
69328	V-Hooks (set of 2)
68676	Suspension kit - 2 chains (1 m) <sup>1</sup>
69082	10' Aviation cable kit with canopy, power cord & dimming wires
69068	Continuous row mounting connector
69069	External mount PIR motion sensor (120-277 V only)
69080	Remote control for PIR motion sensor
68686	Wireguard kit 48"
68687	Wireguard kit 96"
69066	Replacement lens 48"
69067	Replacement lens 96"

<sup>1</sup>Must be used in conjunction with 69328.

INCLUDED IN THE BOX



Mounting Brackets



Canopy Plate for Octagonal Junction Box

COMPATIBLE DIMMERS<sup>1</sup>

Brand	Model
Leviton	IlumaTech IP710-LFZ
	IlumaTech IP710-DLZ
	IlumaTech IP710-DOZ
	Decora DS710-10Z
Lutron	Nova T NTSTV-DV
	Nova NFTV
	Diva DDTV-WH
Legrand	RH4FBL3PW

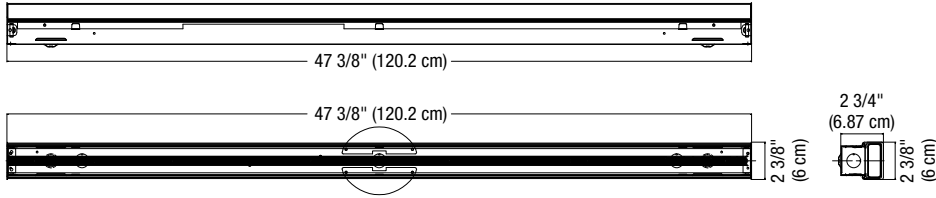
Dimming range: 10%-100%

<sup>1</sup>This table shows dimmers that have been tested and have demonstrated proper operation under normal conditions. Each installation being unique, various factors such as load, common neutrals or other electrical products on the circuit can, in certain instances, cause variance in system performance. Read and comply to the dimmer installation instructions. Consult dimming system manufacturer for additional support in operation. Some dimmers may require more than one product for stable operation. Stanpro recommends to use dimmers designed to work with LED products. Older dimmers designed for incandescent products may cause erratic operation.

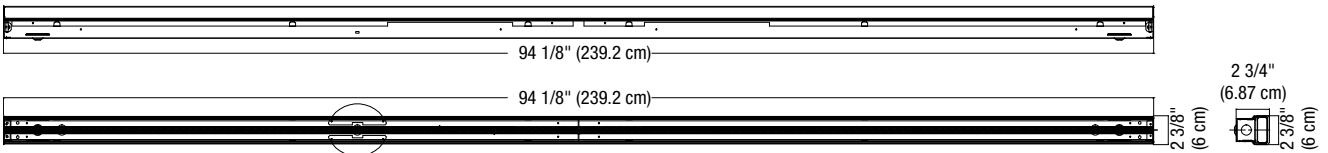
Data is based upon tests performed in a controlled environment. Actual performance can vary depending on operating conditions. All products are subject to change or may be discontinued any time without notice.

**DIMENSIONS AND WEIGHTS**

48"



96"

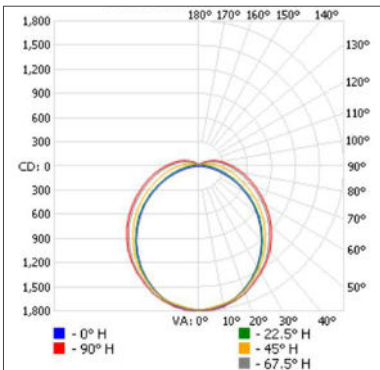


	48"	96"
Net weight (lbs)	3.75	7.50

**PHOTOMETRIC DATA<sup>1</sup>**

69046 • L2SSQ-48LS2-Q/3C • 4 000 K • 6 025.1 lm

**Polar candela distribution**



**Zonal lumen summary**

Zone	Lumens	% Fixture
0-30	1 375.2	22.8
0-40	2 244.6	37.3
0-60	3 984.4	66.1
60-90	1 524.1	25.3
70-100	1 056.1	17.5
90-120	424.2	7
0-90	5 508.5	91.4
90-180	516.6	8.6
0-180	6 025.1	100

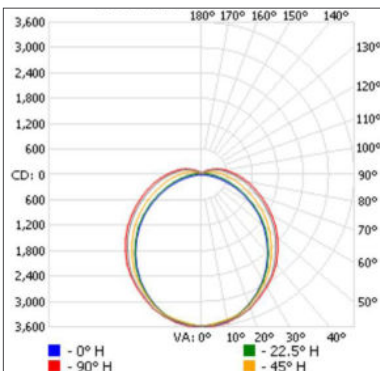
**Illuminance at a distance**

Center beam fc	Beam width
1.7'	4.4' 6.6'
3.3'	8.5' 12.7'
5.0'	12.9' 19.3'
6.7'	17.3' 25.9'
8.3'	21.4' 32.1'
10.0'	25.8' 38.6'

Vert. spread: 104.4°  
Horiz. spread: 125.2°

69047 • L2SSQ-96LS2-Q/3C • 4 000 K • 12 050.3 lm

**Polar candela distribution**



**Zonal lumen summary**

Zone	Lumens	% Fixture
0-30	2 750.3	22.8
0-40	4 489.2	37.3
0-60	7 968.9	66.1
60-90	3 048.1	25.3
70-100	2 112.1	17.5
90-120	848.5	7
0-90	11 017.0	91.4
90-180	1 033.3	8.6
0-180	12 050.3	100

**Illuminance at a distance**

Center beam fc	Beam width
1.7'	4.4' 6.6'
3.3'	8.5' 12.7'
5.0'	12.9' 19.3'
6.7'	17.3' 25.9'
8.3'	21.4' 32.1'
10.0'	25.8' 38.6'

Vert. spread: 104.4°  
Horiz. spread: 125.2°

<sup>1</sup> Complete IES files available on our website.

Data is based upon tests performed in a controlled environment. Actual performance can vary depending on operating conditions. All products are subject to change or may be discontinued any time without notice.