

L3TSB

LED RECESSED TROFFER

1' x 4', 2' x 2' and 2'x 4'

The L3TSB shallow recessed troffer is less than 4" deep and makes it the perfect solution for commercial applications where uniform and efficient lighting is required. The hinged door with rotary cam latches assures ease of maintenance.

FEATURES AND SPECIFICATIONS

• Construction

- Housing and finishing**
- Die-formed cold rolled steel housing
 - High gloss white paint
 - Integrated earthquake clips included

Mounting

- Can be recessed in a T-grid
- Flange kit optional

Lens

- Prismatic acrylic K12 pattern (0.1 inch) is standard
- Other lenses are optional

• Electrical

- 120 V, 277 V or 347 V electronic driver with 0-10 V dimming is standard
- Long life LEDs that provide 80+ CRI are available in 3 500 K, 4 000 K and 5 000 K

Emergency back up available. Contact factory.

• Compliances

- Meets requirements of ICES-005
- CSA
- cULus



OVERVIEW

Light source	LED
Watts (W)	42 - 62
Lumen output (lm)	4 818 - 6 140
Efficiency (lm/W)	99 - 116
Color temperature (K)	3 500, 4 000, 5 000
CRI	80+



quick
ship



ICES
005



Not all products are qualified on the DLC QPL. To view our DLC qualified products, please consult the DLC Qualified Products List at www.designlights.org/search.

ORDERING GUIDE

Series	Size	Lens	Lamp type	Lumen package (lm)	Volts (V)	Color temp. (K)	Options
L3TSB	1 - 1' x 4'	Blank - K12 0.1" (standard)	L - LED	S2A - 4880 (42 W)	A - 120	35K - 3 500	DIM2- Line voltage dimming, driver 120 V DALI - Digital adressable lighting interface driver ¹
	2 - 2' x 2'			S2A - 4818 (42 W)	W - 120-277	40K - 4 000	
	4 - 2' x 4'	0 - Opal		S1A - 4860 (42 W)	H - 347	50K - 5 000	
				S2A - 6140 (62 W)			

¹ Available only in 120 V and 1'x4' size.

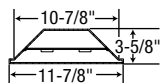
ACCESSORIES (order separately)

Part number	Type
PF-DWK-1X4	Drywall kit for 1x4
PF-DWK-2X2	Drywall kit for 2x2
PF-DWK-2X4	Drywall kit for 2x4
CAS905-1X4	Surface kit for troffer led 1x4
CAS905-2X2	Surface kit for troffer led 2x2
CAS905-2X4	Surface kit for troffer led 2x4

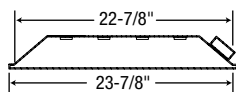
DIMENSIONS

CROSS SECTION VIEW

1' x 4'




2' x 2' et 2' x 4'

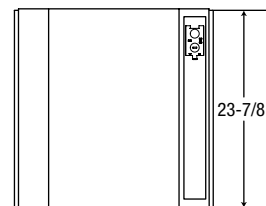


BASE VIEW

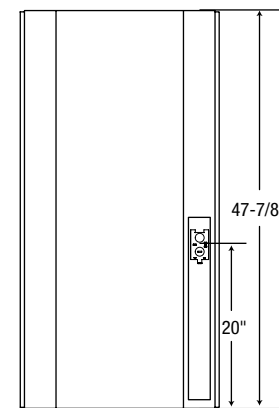
1' x 4'



2' x 2'



2' x 4'

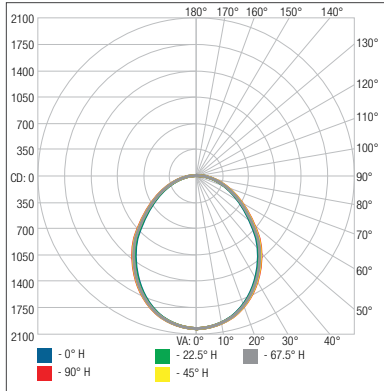


Data is based upon tests performed in a controlled environment. Actual performance can vary depending on operating conditions. All products are subject to change or may be discontinued any time without notice.

PHOTOMETRIC DATA¹

68172 • L3TSB-1LS2B-W/40K • 4 708.2l m

Polar candela distribution



Zonal lumen summary

Zone	Lumens	% Fixture
0-30	1 538.9	32.7%
0-40	2 445.5	51.9%
0-60	3 937.9	83.6%
60-90	758.3	16.1%
70-100	331.8	7%
90-120	5.6	0.1%
0-90	4 696.2	99.7%
90-180	12	0.3%
0-180	4 708.2	100%

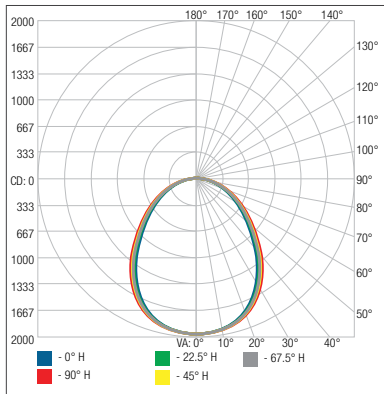
Illuminance at a distance

Center beam fc		Beam width	
1.7'	704 fc	3.5'	3.8'
3.3'	187 fc	6.7'	7.4'
5.0'	81.4 fc	10.2'	11.2'
6.7'	45.3 fc	13.7'	15.0'
8.3'	29.5 fc	17.0'	18.6'
10.0'	20.4 fc	20.4'	22.5'

■ Vert. spread: 91.2°
■ Horiz. spread: 96.6°

68173 • L3TSB-2LS2B-W/40K • 4 537.7 lm

Polar candela distribution



Zonal lumen summary

Zone	Lumens	% Fixture
0-30	1 490.6	32.8%
0-40	2 363.1	52.1%
0-60	3 800.6	83.8%
60-90	732.5	16.1%
70-100	319.7	7%
90-120	2.9	0.1%
0-90	4 533.1	99.9%
90-180	4.7	0.1%
0-180	4 537.7	100%

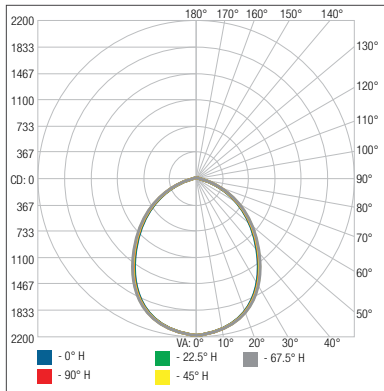
Illuminance at a distance

Center beam fc		Beam width	
1.7'	688 fc	3.6'	3.6'
3.3'	182 fc	6.9'	7.1'
5.0'	79.5 fc	10.4'	10.7'
6.7'	44.3 fc	14.0'	14.3'
8.3'	28.8 fc	17.3'	17.8'
10.0'	19.9 fc	20.9'	21.4'

■ Vert. spread: 92.5°
■ Horiz. spread: 93.8°

68174 • L3TSB-4LS1B-W/40K • 5 036.1 lm

Polar candela distribution



Zonal lumen summary

Zone	Lumens	% Fixture
0-30	1 644.6	32.7%
0-40	2 599.4	51.6%
0-60	4 205.8	83.5%
60-90	825.2	16.4%
70-100	356	7.1%
90-120	3	0.1%
0-90	5 031.0	99.9%
90-180	5.1	0.1%
0-180	5 036.1	100%

Illuminance at a distance

Center beam fc		Beam width	
1.7'	757 fc	3.7'	3.6'
3.3'	201 fc	7.2'	7.0'
5.0'	87.5 fc	10.9'	10.6'
6.7'	48.7 fc	14.7'	14.2'
8.3'	31.7 fc	18.2'	17.6'
10.0'	21.9 fc	21.9'	21.2'

■ Vert. spread: 95.2°
■ Horiz. spread: 93.4°

¹ Complete IES files available on our website.

Data is based upon tests performed in a controlled environment. Actual performance can vary depending on operating conditions. All products are subject to change or may be discontinued any time without notice.