



## Series Spec Sheet

# LINE VOLTAGE TAPE

## DRIVERLESS 120 V

### LED strips & accessories

STANPRO's LINE VOLTAGE TAPE is simple and easy to install offering up to 164 feet of continuous linear light and does not require a driver. Ideal for accent lighting in commercial, residential and retail application without the risk of voltage drop. The 120 V LED tape includes features such as a sealed clear PVC coating, warm white to daylight color temperatures and a multitude of accessories to accommodate any project. IP65 rated suitable for wet locations.

View our full collection of LED strip tapes and extrusion offerings in our [brochure](#).

### FEATURES AND SPECIFICATIONS

#### • Construction

##### Physical Characteristics

- Clear PVC jacket
- Width: 5/8" (16 mm)
- Maximum run 164' (50 m)
- Available in:
  - 32.8' (10 m)  
18 LED/ft, 72 LED/m, 720 LED/reel
  - 98.4' (30 m)  
18 LED/ft, 72 LED/m, 2 160 LED/reel
  - 164' (50 m)  
18 LED/ft, 72 LED/m, 3 600 LED/reel
- Field cuttable

##### Mounting

- Variety of fixing clips
- No soldering required with our variety of connectors and accessories available
- Direct line voltage 120 V, no driver required

#### • Performance data

- Available color temperatures: 2 700, 3 000 and 4 000 K
- Total reel wattage for
  - 10 m reel: 132 W
  - 30 m reel: 396 W
  - 50 m reel: 660 W
- 90+ CRI
- Estimated lifespan of 50 000 hours to L70
- Forward and reverse phase dimming
- Ambient temperature: -25°C to 40°C
- Suitable for wet location, IP65

##### Applications

Can not be exposed to direct sun.  
Should not be submersed in water, snow or ice.  
Outdoor applications must be in covered areas only.

**3**<sup>yrs</sup>  
warranty



dimmable



wet location



Intertek

### OVERVIEW

Light source	LED
Watts (W)	4
Lumen output (lm)	350
Efficacy (lm/W)	87
Color temperature (K)	2 700, 3 000 and 4 000
CRI	90+

**QUICK SHIP AND TECHNICAL SPECIFICATION TABLE** 

Order code	Model number	Watts		Volts	Color temp. (K) <sup>1</sup>	Lumen output (lm) <sup>2</sup>		Efficacy (lm/W)	CRI	Life L70 (hrs) <sup>3</sup>	Power factor	Master case qty
		(per ft.)	(per m.)	(VAC)		(per ft.)	(per m.)					
<b>REEL 32.8' (10 m)<sup>4</sup></b>												
67632 <sup>5</sup>	TAPE/32.8'/4W/27K/120V/IP65/72/16MM/STD	4	13.2	120	2 700	350	1 148	87	90+	50 000	>0.9	1
67635	TAPE/32.8'/4W/30K/120V/IP65/72/16MM/STD	4	13.2	120	3 000	350	1 148	87	90+	50 000	>0.9	1
67638	TAPE/32.8'/4W/40K/120V/IP65/72/16MM/STD	4	13.2	120	4 000	350	1 148	87	90+	50 000	>0.9	1
<b>REEL 98.4' (30 m)<sup>4</sup></b>												
67633 <sup>5</sup>	TAPE/98.4'/4W/27K/120V/IP65/72/16MM/STD	4	13.2	120	2 700	350	1 148	87	90+	50 000	>0.9	1
67636	TAPE/98.4'/4W/30K/120V/IP65/72/16MM/STD	4	13.2	120	3 000	350	1 148	87	90+	50 000	>0.9	1
67639	TAPE/98.4'/4W/40K/120V/IP65/72/16MM/STD	4	13.2	120	4 000	350	1 148	87	90+	50 000	>0.9	1
<b>REEL 164' (50 m)<sup>4</sup></b>												
67634 <sup>5</sup>	TAPE/164'/4W/27K/120V/IP65/72/16MM/STD	4	13.2	120	2 700	350	1 148	87	90+	50 000	>0.9	1
67637	TAPE/164'/4W/30K/120V/IP65/72/16MM/STD	4	13.2	120	3 000	350	1 148	87	90+	50 000	>0.9	1
67640	TAPE/164'/4W/40K/120V/IP65/72/16MM/STD	4	13.2	120	4 000	350	1 148	87	90+	50 000	>0.9	1

<sup>1</sup> Typical color temperature range: +/- 5 %.


<sup>2</sup> Lumen values are derived from photometric testing. Initial lumens range: +/- 10 %.

<sup>3</sup> Life hours are derived from IESNA LM-80-08 testing report and projected per IESNA TM-21-11 extrapolations.

<sup>4</sup> Stanpro will assume no responsibility for any issue related to field cutting

<sup>5</sup> Consult factory for availability.

**CONNECTORS & ACCESSORIES (order separately)**



Order code	Description	Type	Figure	Qty per pack	Master case qty
67641 <sup>1</sup>	TAPE/HARDWIREKIT/120V/STD	Hardwire Kit (40" (1 000 mm))	A	1	50
67642 <sup>1</sup>	TAPE/PLUG/120V/STD	120 V Power Cord (44" 1/4 (1 132 mm))	B	1	50
67643	TAPE/ELECTBOXCOVER/RECT/120V/STD	Electrical box cover plate - Rectangular	C	1	100
67644	TAPE/ELECTBOXCOVER/RND/120V/STD	Electrical box cover plate - Round	D	1	100
67645 <sup>2</sup>	TAPE/BRACKETS/120V/STD 10P	Mounting bracket	E	10	100
67904	TAPE/6IN/JUMPER/120V/STD	6" Jumper	F	1	100
67905	TAPE/12IN/JUMPER/120V/STD	12" Jumper	F	1	100
69020	TAPE/HARDWARE/120V/ENDCAPS	End Cap	G	1	50

<sup>1</sup> Includes brackets and screws.

<sup>2</sup> It is recommended to put a fixing clip every 6" to ensure secure installation.

Data is based upon tests performed in a controlled environment. Actual performance can vary depending on operating conditions. All products are subject to change or may be discontinued any time without notice.

**COMPATIBLE DIMMERS<sup>1</sup>**

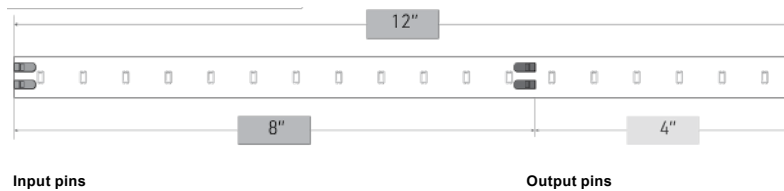
Brand	Model
Legrand	RH703PTUTC
Leviton	DDMX1
Lutron	DVRP-253P, RRD-6NA, SELV-300P

Dimming range: 10%-100%

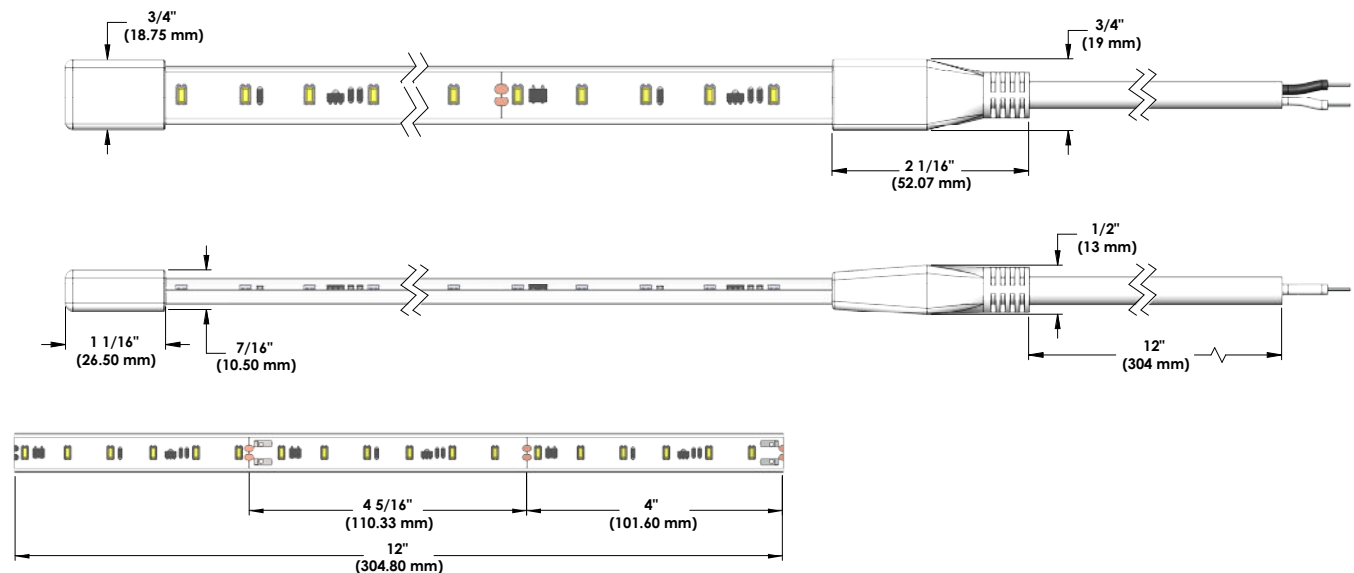
<sup>1</sup> This table shows dimmers that have been tested and have demonstrated proper operation under normal conditions. Each installation being unique, various factors such as load, common neutrals or other electrical products on the circuit can, in certain instances, cause variance in system performance. Read and comply to the dimmer installation instructions. Consult dimming system manufacturer for additional support in operation. Some dimmers may require more than one product for stable operation. Stanpro recommends to use dimmers designed to work with LED products. Older dimmers designed for incandescent products may cause erratic operation.

**SECTIONS WITH ELECTRICAL CONNECTIONS**

In order to make any electrical connections, the last segment of the cut section must be cut at 8" (4" shorter) at the output pins. (see diagram below)



**DIMENSIONS**



Data is based upon tests performed in a controlled environment. Actual performance can vary depending on operating conditions. All products are subject to change or may be discontinued any time without notice.