

RETRO

4" and 5" - 6" LED Retrofit downlight

These LED Retro downlights offer a simple and economical option in any traditional downlight retrofit application. Easily replace the original lamp and trim with this LED solution and save on energy consumption and maintenance costs. With an E26 socket adaptor, this luminaire will fit in most traditional 4" and 5" - 6" housings, and will be installed in no time.

FEATURES AND SPECIFICATIONS

• Construction

Physical Characteristics

- White aluminium finish
- Available shape and sizes round 4" or 5" - 6"
- Frosted polycarbonate lens
- 100° beam angle
- Regressed look to reduce glare

Mounting

- Retrofit in 4" or 5-6" recessed housing
- Easy installation with quick connect wire and E26 socket adaptor

• Performance data

- Available in 2 700, 3 000 and 4 000 K
- 90+ CRI
- Estimated life of over 50 000 hours to L70
- Phase cut (ELV / Triac) dimming standard
- Operating temperature:
-30 °C to 40 °C (-22 °F to 104 °F)
- Perfect for both indoor and outdoor application

• Compliances

- cULus listed for wet locations
- Energy Star
- Meets requirements of ICES-005 issue 5 class B for use in residential applications
- IC rated for direct contact with insulation
- Airtight as per ASTM E283 standard



OVERVIEW

Light source	LED
Watts (W)	10, 12
Lumen output (lm)	681 - 892
Efficacy (lm/W)	68 - 74
Color temperature (K)	2 700, 3 000, 4 000
CRI	90+



quick
ship



LED
fixture



dimmable
fixture



airtight



wet
location



IC
rated



ICES
005



QUICK SHIP AND TECHNICAL SPECIFICATION TABLE  ¹

Order code	Part number	Watts (W)	Volts (V AC)	Color temp. (K) ²	Lumen output (lm) ³	Efficacy (lm/W)	CRI	Life L70 (hrs) ⁴	Beam angle (°)	Finish	Power factor	THD (%)	Traditional equivalent (W)	Case qty (master)
4" Round														
66090	RDL4/10W/27K/WH/BAF/STD	10	120	2 700	681	68	90	50 000	100	White	>0.9	<30	50	20
66092	RDL4/10W/40K/WH/BAF/STD	10	120	4 000	713	71	90	50 000	100	White	>0.9	<30	50	20
5 - 6" Round														
66093 ⁵	RDL6/12W/27K/WH/BAF/STD	12	120	2 700	852	71	90	50 000	100	White	>0.9	<30	65	20
66094 ⁵	RDL6/12W/30K/WH/BAF/STD	12	120	3 000	877	73	90	50 000	100	White	>0.9	<30	65	20
66095 ⁵	RDL6/12W/40K/WH/BAF/STD	12	120	4 000	892	74	90	50 000	100	White	>0.9	<30	65	20

¹ **QUICK SHIP:** Product availability is subject to change without notice. Please contact your Stanpro customer service representative to confirm inventory levels at time of order. This product complies with UL1598C standard for LED Luminaire Retrofit kits.

² Typical color temperature range: +/- 5 %.

³ Lumen values are derived from Energy Star reported data. Initial lumens range: +/- 10 %.

⁴ Life hours are derived from IESNA LM-80-08 testing report and projected per IESNA TM-21-11 extrapolations.

⁵ 6" Retro downlight can be adjusted and installed in 5" or 6" traditional housing.

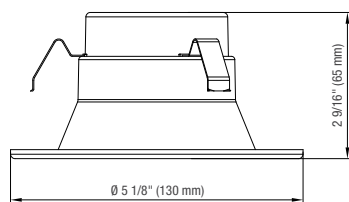
COMPATIBLE DIMMERS¹

Brand	Model number
Legrand	HCL453P
Cooper	AAL06, DAL06P, SLC03P
Leviton	6615, 6674, DSL06-1LZ, IPE04-1LZ, IPL06
Lutron	AYCL-253P, CTCL-153P, DVCL-153P, DVCL253P, DVELV-300P, MACL-153P, PD-6WCL, SELV-300P

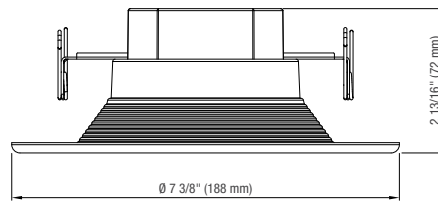
Dimming range : 10 %-100 %

¹ This table shows dimmers that have been tested and have demonstrated proper operation under normal conditions. Each installation being unique, various factors such as load, common neutrals or other electrical products on the circuit can, in certain instances, cause variance in system performance. Read and comply to the dimmer installation instructions. Consult dimming system manufacturer for additional support in operation. Some dimmers may require more than one product for stable operation. Stanpro recommends to use dimmers designed to work with LED products. Older dimmers designed for incandescent products may cause erratic operation.

DIMENSIONS



4"



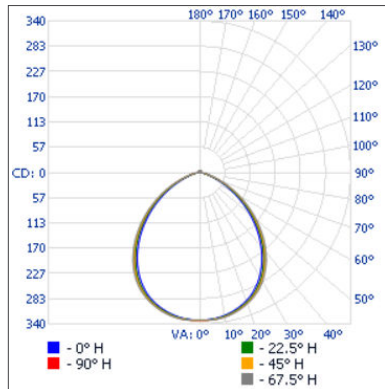
5" - 6"

Data is based upon tests performed in a controlled environment. Actual performance can vary depending on operating conditions. All products are subject to change or may be discontinued any time without notice. Please contact your Stanpro customer service representative to confirm inventory levels at time of order.

PHOTOMETRIC DATA¹

66092 • RDL4/10W/40K/WH/BAF/STD • 795 lm

Polar candela distribution



Zonal lumen summary

Zone	Lumens	% Fixture
0-30	258.5	32.5%
0-40	416.7	52.4%
0-60	680.1	85.5%
60-90	98.0	12.3%
70-100	34.1	4.3%
90-120	6.1	0.8%
0-90	778.1	97.9%
90-180	16.9	2.1%
0-180	795.0	100%

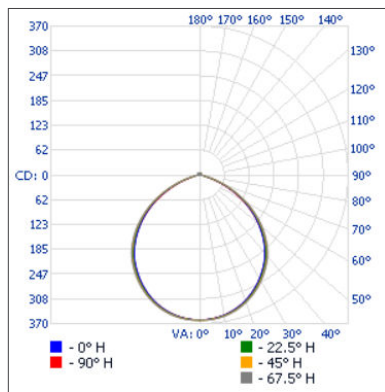
Illuminance at a distance

	Center beam fc	Beam width
17'	1.15 fc	37.4' 39.0'
34'	0.29 fc	74.8' 78.0'
51'	0.13 fc	112.2' 117.0'
68'	0.07 fc	149.7' 156.1'
85'	0.05 fc	187.1' 195.1'
102'	0.03 fc	224.5' 234.1'

■ Vert. spread: 95.5°
■ Horiz. spread: 97.9°

66094 • RDL6/12W/30K/WH/BAF/STD • 926.1 lm

Polar candela distribution



Zonal lumen summary

Zone	Lumens	% Fixture
0-30	279.4	30.2%
0-40	455.5	49.2%
0-60	780.4	84.3%
60-90	125.7	13.6%
70-100	37.5	4.1%
90-120	7.4	0.8%
0-90	906.0	97.8%
90-180	20.0	2.2%
0-180	926.1	100%

Illuminance at a distance

	Center beam fc	Beam width
17'	1.25 fc	43.5' 43.4'
34'	0.31 fc	87.0' 86.8'
51'	0.14 fc	130.5' 130.2'
68'	0.08 fc	174.0' 173.6'
85'	0.05 fc	217.4' 217.0'
102'	0.03 fc	260.9' 260.4'

■ Vert. spread: 104.0°
■ Horiz. spread: 103.8°

¹ Complete IES files available on our website.

Data is based upon tests performed in a controlled environment. Actual performance can vary depending on operating conditions. All products are subject to change or may be discontinued any time without notice. Please contact your Stanpro customer service representative to confirm inventory levels at time of order.