

Series Spec Sheet

CIRKA

SQUARE LED CEILING LUMINAIRE

3 CCT Selectable
Slim & Lightweight

CIRKA LED Ceiling Luminaire combines highly efficient illumination with a sleek look using a lightweight slim housing. Adding a personal touch is possible by opting for one of our magnetic trims available in different finishes.

Available in 3 sizes with an integrated 3 color temperature selection, this ceiling luminaire is the perfect solution for commercial and residential applications. Typical applications include new surface installations, hallways, bathrooms and closets.

FEATURES AND SPECIFICATIONS

• Construction

Physical characteristics

- Housing comes standard in white
- The lens has a frosted finish
- Available sizes: 7", 9", 12"
- CCT switch on the back of the luminaire

Mounting

Surface mounted - wall and ceiling mount

• Compliances


- cETLus listed for damp location
- Energy Star
- Meets requirements of ICES-005 issue 5 class B for usage in residential applications

• Performance data

- 3 000/4 000/5 000K selectable color temperature
- 80 CRI
- Electrical ratings: 120 V
- Estimated Life of 50 000 hours to L70
- Phase cut (ELV / Triac) dimming standard
- Operating temperature:
 - 10° C to 45° C (14 °F to 113 °F)

OVERVIEW

Light source	LED
Watts (W)	12 - 24
Lumen output (lm)	800 - 1 800
Efficiency (lm/W)	67 - 75
Color temperature (K)	3 000/4 000/5 000
CRI	80



quick
ship



LED
fixture



dimmable



damp
location



ICES
005



QUICK SHIP AND TECHNICAL SPECIFICATION TABLE 🕒¹

Order code	Model number	Watts (W)	Volts (VAC)	Color temp. (K) ²	Lumen output (lm) ³	Efficiency (lm/W)	CRI	Life L70 (hrs) ⁴	Finish	Dimming (Yes/No)	Power factor	THD (%)	Case qty (master)
7"													
68737	CRK7-S12W-A-3CWH	12	120	3 000/4 000/5 000	800	67	80	50 000	White	Yes	0.90	< 40	40
9"													
68738	CRK9-S18W-A-3CWH	18	120	3 000/4 000/5 000	1 200	67	80	50 000	White	Yes	0.90	< 40	20
12"													
68739	CRK12-S24W-A-3CWH	24	120	3 000/4 000/5 000	1 800	75	80	50 000	White	Yes	0.90	< 40	10

¹ **QUICK SHIP:** Product availability is subject to change without notice. Please contact your Stanpro customer service representative to confirm inventory levels at time of order.
² Typical color temperature range: +/- 5 %.
³ Lumen values are derived from Energy Star reported data. Please refer to Lumen Specification Table for more details on other color temperatures.
⁴ Life hours are derived from IESNA LM-80-08 testing report and projected per IESNA TM-21-11 extrapolations.

Please note this product is also available in a round shape. For more information, please refer to Cirka Round LED Ceiling Luminaire series spec sheet.

LUMEN SPECIFICATION TABLE


Order code	Model number	Watts (W)	3 000 K		4 000 K		5 000 K	
			Lumen output (lm)	Efficiency (lm/W)	Lumen output (lm)	Efficiency (lm/W)	Lumen output (lm)	Efficiency (lm/W)
68737	CRK7-S12W-A-3CWH	12	842	70	922	77	860	72
68738	CRK9-S18W-A-3CWH	18	1 182	66	1 335	74	1 217	68
68739	CRK12-S24W-A-3CWH	24	1 703	71	1 905	79	1 731	72

Default programming: 3 000 K

COMPATIBLE ACCESSORIES

Order code	Model number	Type	Case qty (master)
68740	RNG-TRM7-SQR-SN	7" Satin Nickel trim	40
68741	RNG-TRM7-SQR-BK	7" Matte Black trim	40
68742	RNG-TRM7-SQR-CH	7" Polished Chrome trim	40
68743	RNG-TRM9-SQR-SN	9" Satin Nickel trim	20
68744	RNG-TRM9-SQR-BK	9" Matte Black trim	20
68745	RNG-TRM9-SQR-CH	9" Polished Chrome trim	20
68746	RNG-TRM12-SQR-SN	12" Satin Nickel trim	10
68747	RNG-TRM12-SQR-BK	12" Matte Black trim	10
68748	RNG-TRM12-SQR-CH	12" Polished Chrome trim	10

SCREWLESS MAGNETIC TRIMS

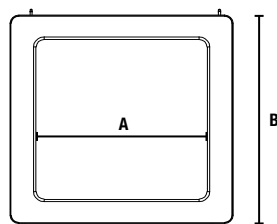


COMPATIBLE DIMMERS

Brand	Model
LUTRON	PD-5NE, PD-6WCL, DVCL-153P, CTCL-153P, DVCL-253P, AYCL-253P, DVRP-253-WH, SELV-300P, MACL-153P, RRD-6NA-WH
COOPER	AAL06, SLC03P
LEVITON	066EV, IPL06, 6674, DSL06-1ZL, IPE04-1LZ

NOTE: The above table shows dimmers that have been tested and have demonstrated proper operation under normal conditions. Each installation being unique, various factors such as load, common neutrals or other electrical products on the circuit can, in certain instances, cause variance in system performance. Read and comply to the dimmer installation instructions. Consult dimming system manufacturer for additional support in operation. Stanpro recommends to use dimmers designed to work with LED products. Older dimmers designed for incandescent products may cause erratic operation. Some dimmers may require more than one product for stable operation. The maximum number of products is determined by the dimmer wattage rating with LEDs. Be careful, these dimmers have different ratings depending on the product type. Again, refer to the dimmer installation instructions.

WEIGHT AND DIMENSIONS



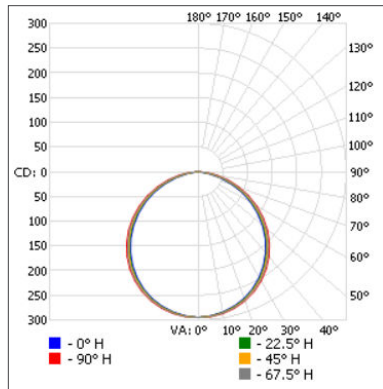
	7"	9"	12"
A	4 7/8 (125 mm)	6 3/4 (172 mm)	9 5/8 (244.3 mm)
B	6 3/8 (162.9 mm)	8 3/8 (214 mm)	11 3/8 (289 mm)
Net weight (lbs)	0.99	1.5	2.56

Data is based upon tests performed in a controlled environment. Actual performance can vary depending on operating conditions. All products are subject to change or may be discontinued any time without notice.

PHOTOMETRIC DATA¹

68737 • CRK7-S12W-A-3CWH • 842 lm • 3 000 K

Polar candela distribution



Zonal lumen summary

Zone	Lumens	% Fixture
0-30	229.4	27.2
0-40	376.5	44.7
0-60	666.5	79.1
60-90	175.6	20.9
0-90	842.2	100

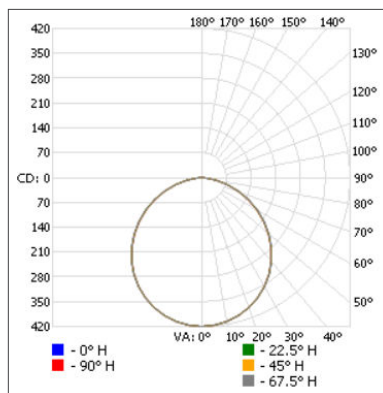
Illuminance at a distance

Center beam fc	Beam width
1.7'	4.8' 5.4'
3.3'	9.4' 10.5'
5.0'	14.2' 15.9'
6.7'	19.1' 21.3'
8.3'	23.6' 26.4'
10.0'	28.5' 31.8'

Vert. spread: 109.9°
Horiz. spread: 115.7°

68738 • CRK9-S18W-A-3CWH • 1 182 lm • 3 000 K

Polar candela distribution



Zonal lumen summary

Zone	Lumens	% Fixture
0-30	325.4	27.5
0-40	533.0	45.1
0-60	939.0	79.4
60-90	243.0	20.6
0-90	1 181.9	100

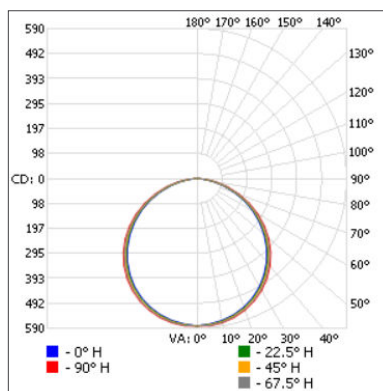
Illuminance at a distance

Center beam fc	Beam width
1.7'	5.0' 4.9'
3.3'	9.7' 9.5'
5.0'	14.8' 14.6'
6.7'	19.8' 19.5'
8.3'	24.5' 24.2'
10.0'	29.5' 29.1'

Vert. spread: 111.8°
Horiz. spread: 111.0°

68739 • CRK12-S24W-A-3CWH • 1 703 lm • 3 000 K

Polar candela distribution



Zonal lumen summary

Zone	Lumens	% Fixture
0-30	455.1	26.7
0-40	749.3	44
0-60	1 334.8	78.4
60-90	368.5	21.6
0-90	1 703.2	100

Illuminance at a distance

Center beam fc	Beam width
1.7'	5.0' 5.5'
3.3'	9.8' 10.7'
5.0'	14.8' 16.3'
6.7'	19.8' 21.8'
8.3'	24.5' 27.0'
10.0'	29.6' 32.5'

Vert. spread: 111.9°
Horiz. spread: 116.9°

¹ Complete IES files available on our website.

Data is based upon tests performed in a controlled environment. Actual performance can vary depending on operating conditions. All products are subject to change or may be discontinued any time without notice.