

Series Spec Sheet

CONTEMPORARY SQUARE LED WALL SCONCE LUMINAIRE 3 CCT SELECTABLE

Our Contemporary LED Wall Sconce Luminaire series is available in 3 sizes and offers the advantage of an integrated 3 color temperature selection.

With a contemporary design in either chrome, black or brushed nickel finish, our wall sconce luminaires are ideal to add a modern touch to any residential or commercial space.

FEATURES AND SPECIFICATIONS

• Construction

Physical Characteristics

- Steel housing
- Available finishes: brushed nickel, black, chrome
- PMMA lens with a frosted finish
- Available sizes: 14", 24", 38"
- CCT switch is placed on the back of the canopy

Mounting


- Wall mounted, surface

• Performance data

- Available in 3 000/3 500/4 000 K selectable color temperature
- 90+ CRI for true color accuracy
- Electrical ratings: 120 V
- Estimated life of over 50 000 hours to L70
- Phase cut (ELV / Triac) dimming standard
- Operating temperature:
-20 °C to 40 °C (-4 °F to 104 °F)

• Compliances

- cETLus listed for damp locations
- Meets requirements of ICES-005 issue 5 class B for use in residential applications



OVERVIEW

Light source	LED
Watts (W)	15, 20, 28
Lumen output (lm)	886 - 2 338
Efficiency (lm/W)	59 - 84
Color temperature (K)	3 000/3 5 00/4 000
CRI	90+



QUICK SHIP AND TECHNICAL SPECIFICATION TABLE

Order code	Model number	Watts (W)	Volts (VAC)	Color temp. (K) ¹	Lumen output (lm) ^{2,3}	Efficiency (lm/W)	CRI	Life L70 (hrs) ⁴	Beam angle (°)	Shape	Finish	Dimming (Yes/No)	Power factor	Master case qty
3 CCT Selectable														
14"														
69021	SVANCO14-S15W-A-3CBK	15	120	3 000/3 500/4 000	886	59	90+	50 000	170	Square	Black	Yes	≥0.90	4
69024	SVANCO14-S15W-A-3CCH	15	120	3 000/3 500/4 000	1 074	72	90+	50 000	170	Square	Chrome	Yes	≥0.90	4
69033	SVANCO14-S15W-A-3CBN	15	120	3 000/3 500/4 000	1 030	68	90+	50 000	170	Square	Brushed Nickel	Yes	≥0.90	4
24"														
69022	SVANCO24-S20W-A-3CBK	20	120	3 000/3 500/4 000	1 221	61	90+	50 000	160	Square	Black	Yes	≥0.90	4
69025	SVANCO24-S20W-A-3CCH	20	120	3 000/3 500/4 000	1 408	70	90+	50 000	160	Square	Chrome	Yes	≥0.90	4
69034	SVANCO24-S20W-A-3CBN	20	120	3 000/3 500/4 000	1 350	68	90+	50 000	160	Square	Brushed Nickel	Yes	≥0.90	4
38"														
69023	SVANCO38-S28W-A-3CBK	28	120	3 000/3 500/4 000	1 880	67	90+	50 000	160	Square	Black	Yes	≥0.90	4
69026	SVANCO38-S28W-A-3CCH	28	120	3 000/3 500/4 000	2 197	78	90+	50 000	160	Square	Chrome	Yes	≥0.90	4
69035	SVANCO38-S28W-A-3CBN	28	120	3 000/3 500/4 000	2 197	78	90+	50 000	160	Square	Brushed Nickel	Yes	≥0.90	4

¹ Typical color temperature range: +/- 5 %.

² Lumen values are derived from photometric testing. Initial lumens range: +/- 10 %.

³ Lumen values are based on 3 000 K default programming. Please refer to the LUMEN SPECIFICATION TABLE for more details on other color temperatures.

⁴ Life hours are derived from IESNA LM-80-08 testing report and projected per IESNA TM-21-11 extrapolations

LUMEN SPECIFICATION TABLE

Order code	Model number	Watts (W)	3 000 K		3 500 K		4 000 K	
			Lumen output (lm)	Efficiency (lm/W)	Lumen output (lm)	Efficiency (lm/W)	Lumen output (lm)	Efficiency (lm/W)
69021	SVANCO14-S15W-A-3CBK	15	886	59	948	63	918	61
69024	SVANCO14-S15W-A-3CCH	15	1 074	72	1 167	78	1 133	76
69033	SVANCO14-S15W-A-3CBN	15	1 030	69	1 096	73	1 064	71
69022	SVANCO24-S20W-A-3CBK	20	1 221	61	1 334	67	1 310	66
69025	SVANCO24-S20W-A-3CCH	20	1 408	70	1 524	76	1 509	75
69034	SVANCO24-S20W-A-3CBN	20	1 350	68	1 476	74	1 450	73
69023	SVANCO38-S28W-A-3CBK	28	1 880	67	2 006	72	1 956	70
69026	SVANCO38-S28W-A-3CCH	28	2 197	78	2 338	84	2 266	81
69035	SVANCO38-S28W-A-3CBN	28	2 197	78	2 338	84	2 266	81

DEFAULT PROGRAMMING

3 000 K

COMPATIBLE DIMMERS¹

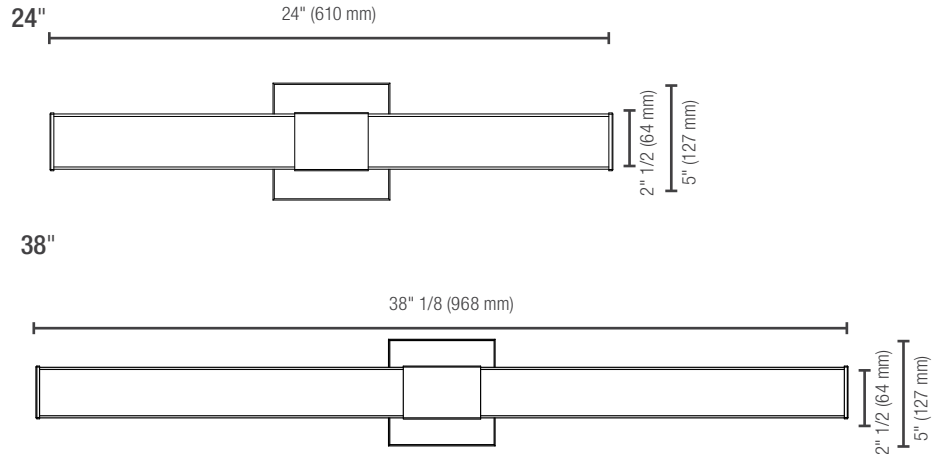
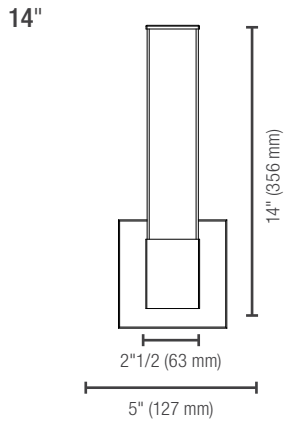
	14", 24"	38"
Brand	Model	
Legrand	RH703PTUTC	RH703PTUTC
Cooper	AAL06	SAL06P3
Leviton	IPL06, 6674, DSL06-1ZL, DSM10-1LZ, IPE04-1LZ, DDMX1	066EV, IPL06, 6674, DSL06-1ZL, DSM10-1LZ, IPE04-1LZ, DDMX1
Lutron	PD-5NE, PD-6WCL, RRD-6NA-WH, DVCL-153P, CTCL-153P, DVCL-253P, DVRP-253-WH, SELV-300P, MACL-153P	PD-5NE, PD-6WCL, RRD-6NA-WH, DVCL-153P, CTCL-153P, DVCL-253P, AYCL-253P, DVRP-253-WH, SELV-300P, MACL-153P

Dimming range: 10%-100%

¹ This table shows dimmers that have been tested and have demonstrated proper operation under normal conditions. Each installation being unique, various factors such as load, common neutrals or other electrical products on the circuit can, in certain instances, cause variance in system performance. Read and comply to the dimmer installation instructions. Consult dimming system manufacturer for additional support in operation. Some dimmers may require more than one product for stable operation. Stanpro recommends to use dimmers designed to work with LED products. Older dimmers designed for incandescent products may cause erratic operation.

Data is based upon tests performed in a controlled environment. Actual performance can vary depending on operating conditions. All products are subject to change or may be discontinued any time without notice. Please contact your Stanpro customer service representative to confirm inventory levels at time of order.

DIMENSIONS AND WEIGHTS

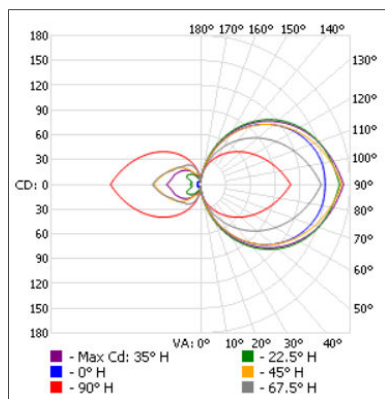


	14"	24"	38"
Net weight (lbs)	2.65	3.31	3.97

PHOTOMETRIC DATA¹

69021 • SVANC014-S15W-A-3CBK • 15 W • 3 000 K • 886.3 lm

Polar candela distribution



Zonal lumen summary

Zone	Lumens	% Fixture
0-30	22.6	2.6
0-40	52.6	5.9
0-60	163.7	18.5
60-90	279.5	18.5
70-100	304.0	34.3
90-120	279.5	31.5
0-90	443.2	50
90.180	443.1	50
0-180	886.3	100

Illuminance at a distance

Center beam fc		Beam width
1.7'	1.04	
3.3'	0.28	13.4'
5.0'	0.12	20.3'
6.7'	0.07	27.2'
8.3'	0.04	33.7'
10.0'	0.03	40.6'

■ Beam spread: 127.6°

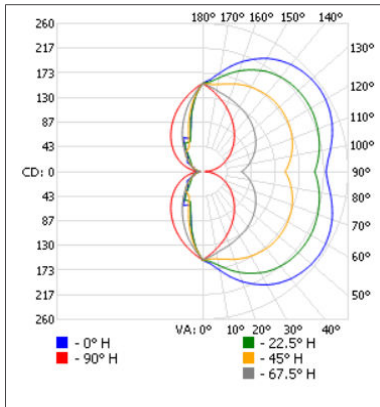
¹ Complete IES files available on our website.

Data is based upon tests performed in a controlled environment. Actual performance can vary depending on operating conditions. All products are subject to change or may be discontinued any time without notice. Please contact your Stanpro customer service representative to confirm inventory levels at time of order.

PHOTOMETRIC DATA¹

69022 • SVANC024-S20W-A-3CBK • 20 W • 3 000 K • 1 221.4 lm

Polar candela distribution



Zonal lumen summary

Zone	Lumens	% Fixture
0-30	105.1	8.6
0-40	176.9	14.5
0-60	350.0	28.7
60-90	260.8	21.4
70-100	249.5	20.4
90-120	260.8	21.4
0-90	610.8	50
90-180	610.7	50
0-180	1 221.4	100

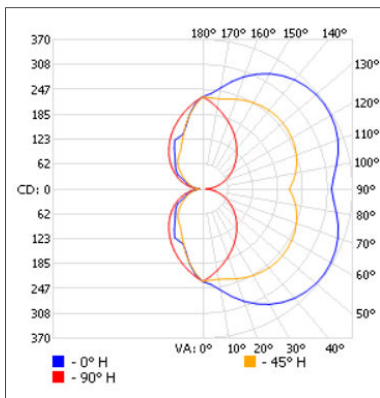
Illuminance at a distance

Center beam fc		Beam width	
1.7'	53.7	3.8'	4.6'
3.3'	14.3	7.4'	9.0'
5.0'	6.21	11.2'	13.7'
6.7'	3.46	15.0'	18.3'
8.3'	2.25	18.6'	22.7'
10.0'	1.55	22.4'	27.3'

■ Vert. spread : 96.6
■ Horiz. spread : 107.5°

69023 • SVANC038-S28W-A-3CBK • 28 W • 3 000 K • 1 879.9 lm

Polar candela distribution



Zonal lumen summary

Zone	Lumens	% Fixture
0-30	164.3	8.7
0-40	277.2	14.7
0-60	547.6	29.1
60-90	392.3	20.9
70-100	370.3	19.7
90-120	392.3	20.9
0-90	939.9	50
90-180	940.0	50
0-180	1 879.9	100

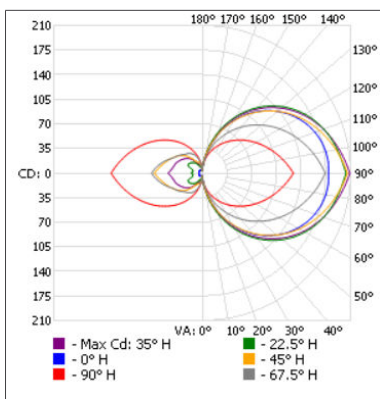
Illuminance at a distance

Center beam fc		Beam width	
1.7'	79.5	4.1'	4.7'
3.3'	21.1	8.0'	9.1'
5.0'	9.19	12.1'	13.8'
6.7'	5.12	16.2'	18.5'
8.3'	3.33	20.1'	22.9'
10.0'	2.30	24.2'	27.6'

■ Vert. spread : 100.9°
■ Horiz. spread : 108.1°

69024 • SVANC014-S15W-A-3CCH • 15 W • 3 000 K • 1 073.9 lm

Polar candela distribution



Zonal lumen summary

Zone	Lumens	% Fixture
0-30	28.2	2.6
0-40	64.9	6
0-60	199.7	18.6
60-90	337.3	31.4
70-100	366.7	34.1
90-120	337.3	31.4
0-90	536.9	50
90-180	536.9	50
0-180	1 073.9	100

Illuminance at a distance

Center beam fc		Beam width	
1.7'	1.26	7.0'	
3.3'	0.33	13.6'	
5.0'	0.15	20.6'	
6.7'	0.08	27.7'	
8.3'	0.05	34.3'	
10.0'	0.4	41.3'	

■ Vert. spread : 128.3°

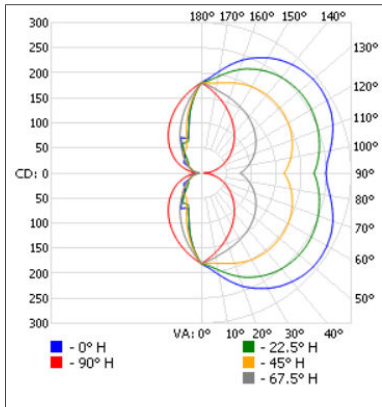
¹ Complete IES files available on our website.

Data is based upon tests performed in a controlled environment. Actual performance can vary depending on operating conditions. All products are subject to change or may be discontinued any time without notice. Please contact your Stanpro customer service representative to confirm inventory levels at time of order.

PHOTOMETRIC DATA¹

69025 • SVANC024-S20W-A-3CCH • 20 W • 3 000 K • 1 408.3 lm

Polar candela distribution



Zonal lumen summary

Zone	Lumens	% Fixture
0-30	122.8	8.7
0-40	206.3	14.6
0-60	406.8	28.9
60-90	297.5	21.1
70-100	283.0	20.1
90-120	297.5	21.1
0-90	704.2	50
90-180	704.1	50
0-180	1 408.3	100

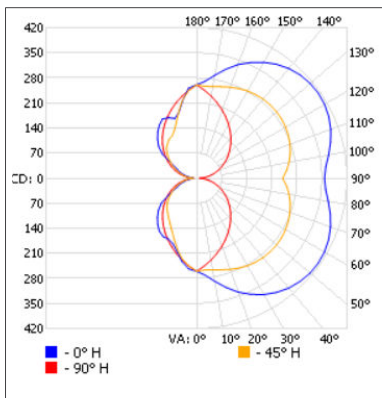
Illuminance at a distance

Center beam fc		Beam width	
1.7'	62.5	3.8'	4.6'
3.3'	16.6	7.4'	8.9'
5.0'	7.23	11.3'	13.5'
6.7'	4.03	15.1'	18.1'
8.3'	2.62	18.7'	22.4'
10.0'	1.81	22.5'	27.0'

■ Vert. spread: 96.7°
■ Horiz. spread: 106.9°

69026 • SVANC038-S28W-A-3CCH • 28 W • 3 000 K • 2 197.3 lm

Polar candela distribution



Zonal lumen summary

Zone	Lumens	% Fixture
0-30	194.7	8.9
0-40	329.7	15
0-60	652.9	29.7
60-90	449.6	20.5
70-100	420.0	19.1
90-120	448.3	20.4
0-90	1 102.5	50.2
90-180	1 094.8	49.8
0-180	2 197.3	100

Illuminance at a distance

Center beam fc		Beam width	
1.7'	89.9	4.5'	4.7'
3.3'	23.9	8.8'	9.1'
5.0'	10.4	13.3'	13.8'
6.7'	5.79	17.9'	18.4'
8.3'	3.77	22.1'	22.9'
10.0'	2.60	26.7'	27.5'

■ Vert. spread: 106.2°
■ Horiz. spread: 108.0°

¹ Complete IES files available on our website.

Data is based upon tests performed in a controlled environment. Actual performance can vary depending on operating conditions. All products are subject to change or may be discontinued any time without notice. Please contact your Stanpro customer service representative to confirm inventory levels at time of order.