

## LED SWIVEL LED UNDERCABINET LUMINAIRE 3 CCT AND 2 POWER SELECTABLE

The LED Swivel is the perfect solution to replace traditional Xenon undercabinet luminaires. Working directly off of line voltage, no LED driver is required; connections can be made directly inside the luminaire. A color temperature switch is also available directly on the luminaire, allowing you to choose between 2 700 K, 3 000 K and 4 000 K. The LED Swivel also offers the option to direct the light where desired depending on the installation and the needs of the application.

### FEATURES AND SPECIFICATIONS

#### • Construction

##### Physical characteristics

- White aluminum housing
- Frosted lens
- Available sizes: 9", 12", 18", 24" and 32"

##### Mounting

- Surface mount
- Up to 300 W can be daisy chained

#### • Performance data

- 2 700/3 000/4 000 K selectable color temperature
- 90 CRI for true color accuracy
- Electrical ratings: 120 V
- Estimated life of 50 000 hours to L70
- Phase cut (ELV / Triac) dimming standard
- Operating temperature: -20°C to 40°C (-4 °F to 104 °F)

#### • Compliances

- cETLus listed for damp location
- Energy Star
- Meets requirements of ICES-005 issue 5 class B for usage in residential applications

### OVERVIEW

Light source	LED
Watts (W)	1.5/3, 2.5/5, 4/8, 6/12, 8/16
Lumen output (lm)	103-1 223
Efficacy (lm/W)	58-67
Color temperature (K)	2 700/3 000/4 000
CRI	90



**QUICK SHIP AND TECHNICAL SPECIFICATION TABLE** 

Order code	Part number	Watts (W)	Volts (V AC)	Color temp. (K) <sup>2</sup>	Lumen output (lm) <sup>3</sup>	Efficacy (lm/W)	CRI	Life L70 (hrs) <sup>4</sup>	Beam Angle (°)	Housing finish	Lens finish	Dimmable (Yes/No)	Power Factor	THD (%)	Case qty (master)
<b>9"</b>															
68481	UCS/9IN/120V/3W/SEL/FR/WH	1.5/3	120	2 700/3 000/4 000	108/204	58	90	50 000	102	White	Frosted	Yes	>0.90	<15	10
<b>12"</b>															
67194	UCS/12IN/120V/5W/SEL/FR/WH/STD	2.5/5	120	2 700/3 000/4 000	195/359	60	90	50 000	102	White	Frosted	Yes	>0.90	<15	10
<b>18"</b>															
67195	UCS/18IN/120V/8W/SEL/FR/WH/STD	4/8	120	2 700/3 000/4 000	365/624	65	90	50 000	102	White	Frosted	Yes	>0.90	<15	10
<b>24"</b>															
67196	UCS/24IN/120V/12W/SEL/FR/WH/STD	6/12	120	2 700/3 000/4 000	508/906	67	90	50 000	104	White	Frosted	Yes	>0.90	<15	10
<b>32"</b>															
67197	UCS/32IN/120V/16W/SEL/FR/WH/STD	8/16	120	2 700/3 000/4 000	573/1 038	66	90	50 000	104	White	Frosted	Yes	>0.90	<15	10

<sup>1</sup> **QUICK SHIP:** Product availability is subject to change without notice. Please contact your Stanpro customer service representative to confirm inventory levels at time of order.

<sup>2</sup> Typical color temperature range: +/- 5 %.

<sup>3</sup> Lumen values are based on 3 000 K default programming. Please refer to the LUMEN SPECIFICATION TABLE for more details on other color temperatures.

<sup>4</sup> Life hours are derived from IESNA LM-80-08 testing report and projected per IESNA TM-21-11 extrapolations.

**LUMEN SPECIFICATION TABLE**

Order code	Model number	Watts (W)	2700K		3000K		4000K	
			Lumens (lm)	Efficacy (lm/W)	Lumens (lm)	Efficacy (lm/W)	Lumens (lm)	Efficacy (lm/W)
68481	UCS/9IN/120V/3W/SEL/FR/WH	1.5	103	69	108	72	114	76
		3	191	64	204	68	214	71
67194	UCS/12IN/120V/5W/SEL/FR/WH/STD	2.5	187	75	195	78	204	82
		5	340	68	359	72	372	74
67195	UCS/18IN/120V/8W/SEL/FR/WH/STD	4	384	96	365	91	414	104
		8	653	82	624	78	710	89
67196	UCS/24IN/120V/12W/SEL/FR/WH/STD	6	531	89	508	85	583	97
		12	937	78	906	76	1029	86
67197	UCS/32IN/120V/16W/SEL/FR/WH/STD	8	608	76	573	72	677	85
		16	1 100	69	1 038	65	1 223	76

Default programming: 3 000 K

**INCLUDED IN THE BOX**

Quantity	Description
1	Installation Sheet
1	1/2" Romex Hardwired Connector
1	End to End Connector
2	Mounting screws

**COMPATIBLE DIMMERS**

Brand	Model number
Legrand	PD-5NE
Lutron	DVCL-153P, MACL-153P
Leviton	IPL06, IPE04-1LZ

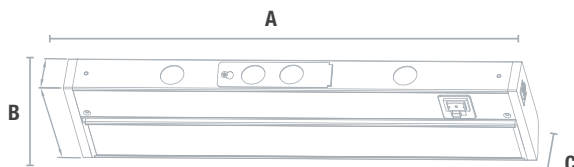
Dimming range: 5%-100%

NOTE: The above table shows dimmers that have been tested and have demonstrated proper operation under normal conditions. Each installation being unique, various factors such as load, common neutrals or other electrical products on the circuit can, in certain instances, cause variance in system performance. Read and comply to the dimmer installation instructions. Consult dimming system manufacturer for additional support in operation. Stanpro recommends to use dimmers designed to work with LED products. Older dimmers designed for incandescent products may cause erratic operation. Some dimmers may require more than one product for stable operation. The maximum number of products is determined by the dimmer wattage rating with LEDs. Be careful, these dimmers have different ratings depending on the product type. Again, refer to the dimmer installation instructions.

**ACCESSORIES (order separately)**

Order code	Description	Type	Length in (mm)	Case qty (master)
67202	UCS/PLUG/120V/STD	120 V Power Cord Plug	73 5/8 (1 870)	100
67203	UCS/JUMPER/6IN/STD	6" Jumper	6 (152.5)	500
67204	UCS/JUMPER/24IN/STD	24" Jumper	24 (610)	250
67205	UCS/JUMPER/36IN/STD	36" Jumper	36 (914)	100
67787	UC/HARDWIREBOX/120V/STD	Hardwire Box	6.5 (165)	50

**WEIGHT AND DIMENSIONS**



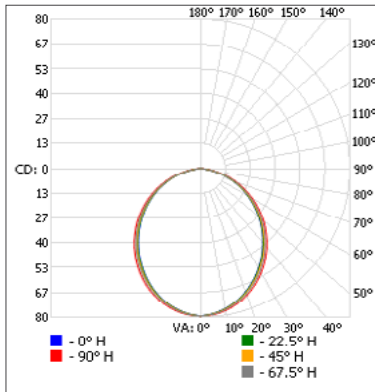
	9"	12"	18"	24"	32"
A	9" (228 mm)	12" (305 mm)	18" (457.5 mm)	24" (610 mm)	32" (813 mm)
B	4" (98 mm)	4" (98 mm)	4" (98 mm)	4" (98 mm)	4" (98 mm)
C	1 1/2" (32.5 mm)	1 1/2" (32.5 mm)	1 1/2" (32.5 mm)	1 1/2" (32.5 mm)	1 1/2" (32.5 mm)
Net weight (lbs)	0.79	0.9	1.26	1.63	2.16

Data is based upon tests performed in a controlled environment. Actual performance can vary depending on operating conditions. All products are subject to change or may be discontinued any time without notice.

**PHOTOMETRIC DATA<sup>1</sup>**

68481 • UCS/9IN/120V/3W/SEL/FR/WH • 3 W • 203.6 lm

**Polar candela distribution**



**Zonal lumen summary**

Zone	Lumens	% Fixture
0-30	59.4	29.2
0-40	95.9	47.1
0-60	165.0	81
60-90	38.7	19
0-90	203.6	100

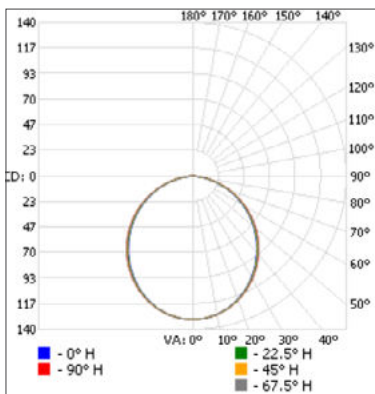
**Illuminance at a distance**

Center beam fc		Beam width	
1.7'	27.4	4.2'	4.6'
3.3'	7.28	8.2'	9.0'
5.0'	3.17	12.4'	13.6'
6.7'	1.77	16.6'	18.3'
8.3'	1.15	20.5'	22.6'
10.0'	0.79	24.8'	27.3'

■ Vert. spread: 102.1°  
■ Horiz. spread: 107.5°

67194 • UCS/12IN/120V/5W/SEL/FR/WH/STD • 5 W • 358.7 lm

**Polar candela distribution**



**Zonal lumen summary**

Zone	Lumens	% Fixture
0-30	100.4	28
0-40	163.3	45.5
0-60	285.4	79.6
60-90	73.3	20.4
0-90	358.7	100

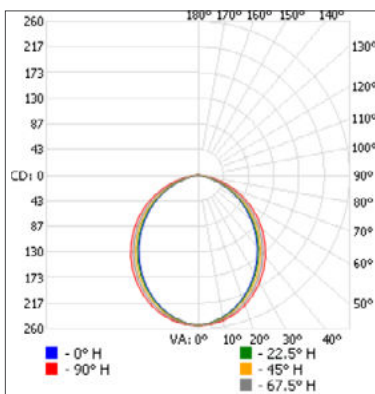
**Illuminance at a distance**

Center beam fc		Beam width	
1.7'	45.3	4.6'	4.9'
3.3'	12.0	9.0'	9.5'
5.0'	5.24	13.7'	14.4'
6.7'	2.92	18.3'	19.3'
8.3'	1.90	22.7'	23.9'
10.0'	1.31	27.3'	28.7'

■ Vert. spread: 107.6°  
■ Horiz. spread: 110.3°

67195 • UCS/18IN/120V/8W/SEL/FR/WH/STD • 8 W • 622.9 lm

**Polar candela distribution**



**Zonal lumen summary**

Zone	Lumens	% Fixture
0-30	189.4	30.4
0-40	304.4	48.9
0-60	517.2	83
60-90	105.7	17
0-90	622.9	100

**Illuminance at a distance**

Center beam fc		Beam width	
1.7'	88.1	3.8'	4.7'
3.3'	23.4	7.4'	9.1'
5.0'	10.2	11.2'	13.9'
6.7'	5.67	15.0'	18.6'
8.3'	3.69	18.6'	23.0'
10.0'	2.54	22.4'	27.7'

■ Vert. spread: 96.4°  
■ Horiz. spread: 108.4°

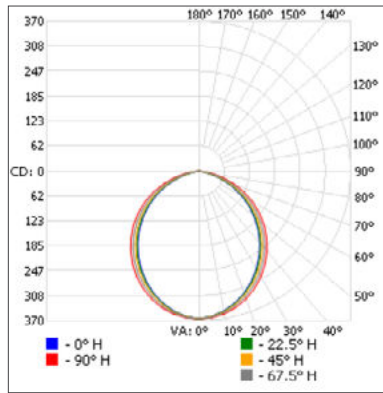
<sup>1</sup> Complete IES files available on our website.

Data is based upon tests performed in a controlled environment. Actual performance can vary depending on operating conditions. All products are subject to change or may be discontinued any time without notice.

**PHOTOMETRIC DATA<sup>1</sup> (cont'd)**

67196 • UCS/24IN/120V/12W/SEL/FR/WH/STD • 12 W • 904.4 lm

**Polar candela distribution**



**Zonal lumen summary**

Zone	Lumens	% Fixture
0-30	272.7	30.2
0-40	439.1	48.6
0-60	749.0	82.8
60-90	155.4	17.2
0-90	904.4	100

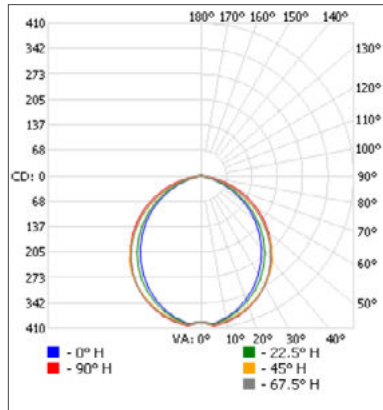
**Illuminance at a distance**

Center beam fc	Beam width	
	3.9'	4.8'
1.7'	126	3.9' 4.8'
3.3'	33.6	7.6' 9.2'
5.0'	14.6	11.5' 14.0'
6.7'	8.14	15.4' 18.8'
8.3'	5.31	19.0' 23.2'
10.0'	3.66	22.9' 28.0'

■ Vert. spread: 97.8°  
■ Horiz. spread: 108.9°

67197 • UCS/32IN/120V/16W/SEL/FR/WH/STD • 16 W • 1 036.8 lm

**Polar candela distribution**



**Zonal lumen summary**

Zone	Lumens	% Fixture
0-30	307.4	29.6
0-40	500.0	48.2
0-60	861.7	83.1
60-90	175.1	16.9
0-90	1 036.8	100

**Illuminance at a distance**

Center beam fc	Beam width	
	3.9'	5.0'
1.7'	136	3.9' 5.0'
3.3'	36.0	7.5' 9.7'
5.0'	15.7	11.4' 14.7'
6.7'	8.73	15.3' 19.7'
8.3'	5.69	19.0' 24.4'
10.0'	3.92	22.9' 29.4'

■ Vert. spread: 97.6°  
■ Horiz. spread: 111.5°

<sup>1</sup> Complete IES files available on our website.

Data is based upon tests performed in a controlled environment. Actual performance can vary depending on operating conditions. All products are subject to change or may be discontinued any time without notice.