

Series spec sheet

SWLR

THE ARK

EMERGENCY LED REMOTE

The SWLR is ideal for wet location, indoor/outdoor, commercial and institutional facilities where appearance and the facility of maintenance are desired. The unit makes it suitable for a variety of applications, including schools, arenas and parking garages. Universal spider knockout pattern stamped into backplate for junction box mounting.

FEATURES AND SPECIFICATIONS

• Circuitry

- LED ultra bright light source
- 12 - 24 VDC
- 14 W LED consumption
- 1 300 delivered lumens
- 2 ultra-bright 5 000 K color led boards
- Adjustable and lockable LED strips

• Mechanical

- High quality corrosion, flame and vandal resistant polycarbonate
- Low profile
- IP65 rated - Suitable for damp & wet locations
- Fully sealed and gasketed enclosure for damp and wet location applications
- Frosted polycarbonate lens
- Junction box knock-out embedded on back plate
- Multiple key hole mounting
- Surface/ceiling mount is standard
- Recessed and T-Bar mountings are optional

• Compliances

- CSA Certified to C22.2 #141-15
- Suitable for damp & wet locations
- Meets requirements of ICES-005



ICES
005

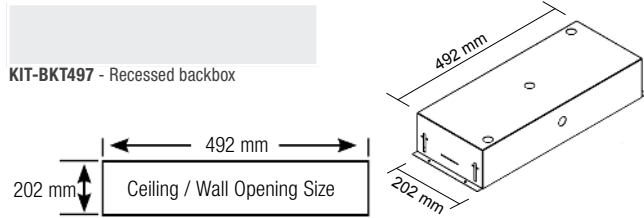


For complete warranty details, please see our terms and conditions on our website.

ORDERING GUIDE

SWLR					
Series	Volts (V)	Watts (W)	Color	Mounting	Options
SWLR	12V - 12 24V - 24	14W - 14	WH - White	SM - Surface/ceiling mount RC - Recessed mount (Backbox must be ordered separately. See below) TB - T-Bar	TP - Tamper proof screws

RECESSED MOUNT



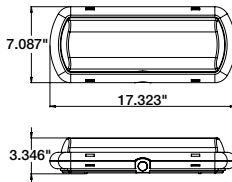
LEXAN GUARD

	Part number	Dimensions (in)
Wall Mount	PGD111	19.75 x 14 x 8
Ceiling Mount	PGD111	19.75 x 14 x 8

DIMENSIONS

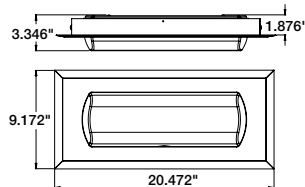
STANDARD

Surface wall/ceiling

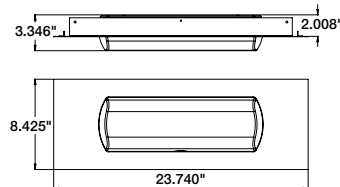


OPTIONAL

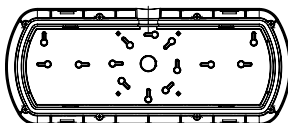
Recessed



T-Bar



BACK PLATE



Data is based upon tests performed in a controlled environment. Actual performance can vary depending on operating conditions. All products are subject to change or may be discontinued any time without notice.