




Sockets & Accessories


CFL Sockets



| Order code | Description | Base | Volts (V) | Watts (W) | Case qty (inner/master) |
|------------|----------------------------------|-------------------------------|-----------|-----------|-------------------------|
| 38221 | HORIZONTAL SNAP-IN MNT | 2G11 | 600 | 75 | 10/2 000 |
| 38222 | HORIZ 90D BOTTOM SNAP-IN MNT | 2G11 | 600 | 75 | 10/2 000 |
| 38110 | 9 WT VERTICAL MOUNT SNAP-IN | G23 | 600 | 75 | 15/500 |
| 38108 | 7-9WT VERT MNT 4 HOLE METAL/CLIP | G23 / G23-2 | 600 | 75 | 20/2 000 |
| 11588 | CF13-HSM HORIZ BOTTOM SCREW MT | G23 / GX23 | 600 | 75 | 10/250 |
| 38127 | 18WT 4-PIN HORIZONTAL SCR MNT | G24q-2 | 600 | 75 | 10/2 000 |
| 11633 | 26WT VERT TOP/BOTTOM SCR MNT | G24d-3 | 600 | 75 | 10/500 |
| 38132 | 26WT VERTICAL 4 HOLE SCREW MN | G24d-3 | 600 | 75 | 10/2 000 |
| 38121 | 13WT 4-PIN HORZ SCR MNT 2 HOL | G24q-1 | 600 | 75 | 10/2 000 |
| 38064 | SKT42 13-42W 4PIN UNIV.SOCKET | G24q-1/G24q-2 /G24q-3 /G24q-4 | 600 | 75 | 1/1 000 |
| 38113 | 13 WT VERTICAL MOUNT SNAP-IN | GX23 | 600 | 75 | 10/2 000 |
| 38112 | 13 WT VERTICAL MOUNT 4 HOLE | GX23 / GX23-2 | 600 | 75 | N/A |
| 38133 | 26WT 4-PIN VERT 4 HOLE SCR MN | GX24q-3 | 600 | 75 | 1/2 000 |
| 38136 | 26WT 4-PIN HORIZONTAL SCREW M | GX24q-3 | 600 | 75 | 10/2 000 |



Fluorescent Sockets



| Order code | Description | Base | Volts (V) | Watts (W) | Case qty (inner/master) |
|------------|--------------------------------------|-------------|-----------|-----------|-------------------------|
| 38034 | 7-9 WT VERTICAL MOUNT | G23 / G23-2 | 600 | 75 | 250/2 500 |
| 38017 | T8/T12 TALL PRF w/CN SCR/SLDE | G13 | 600 | 660 | 10/300 |
| 38197 | T8/T12 TALL PRF SNAP-IN SHUNTED | G13 | 600 | 660 | 250/2 500 |
| 38240 | T8/T12 LOW PRF SLIDE MNT STD | G13 | 600 | 660 | 10/1 000 |
| 38241 | T8/T12 LOW PRF SLIDE MNT SHUNTED STD | G13 | 600 | 660 | 10/1 000 |
| 38242 | T8/T12 TALL PRF SLIDE MNT STD | G13 | 600 | 660 | 10/1 000 |
| 38243 | T8/T12 LOW PRF U SLIDE MNT STD | G13 | 600 | 660 | 1/10 |
| 58791 | T8/T12 ROTARY SHUNTED TALL LOCKABLE | G13 | 600 | 660 | 10/500 |
| 58792 | T8/T12 ROTARY SHUNTED LOW LOCKABLE | G13 | 600 | 660 | 10/500 |
| 38003 | T5 REAR SNP MNT LOCK w/SPG PLT | G5 | 600 | 75 | 10/2 000 |





| Order code | Description | Base | Volts (V) | Watts (W) | Case qty (inner/master) |
|------------|--------------------------------|------|-----------|-----------|-------------------------|
| 38004 | T5 MED SNP/SCR MNT ROT. LOCK | G5 | 600 | 75 | 10/5 000 |
| 38245 | T5 SNAP-IN or SCREW MNT STD | G5 | 600 | 120 | 10/1 000 |
| 38022 | T12 HO VERT SPNG END 9" LEADS | R17d | 600 | 660 | N/A |
| 38023 | T12 HO VERT STAT END 9" LEADS | R17d | 600/1 000 | 660 | 10/500 |
| 38024 | SK82 SNAP-IN STATIONARY END | R17d | 600 | 660 | 1/500 |
| 38025 | T12 HO SNPIN/SPRING END R17d | R17d | 600 | 660 | 1/500 |
| 38026 | T12 HO FIX END SLD/LCK-ON MNT | R17d | 600 | 660 | 10/500 |
| 38027 | T12 HO PLNG END SLD/LCK-ON MNT | R17d | 600 | 1000 | 10/500 |
| 38030 | SK900 HORIZONTAL STATION. END | R17d | 600 | 660 | 10/500 |
| 38031 | SK901 HORIZONTAL SPRING END | R17d | 1000 | 660 | 10/500 |
| 59800 | T8/T12 SPRING END/SLIDE ON | R17d | 600 | 660 | 10/200 |
| 38020 | T8/T12 SLIML STAT END SLD MNT | Fa8 | 600 | 660 | 10/200 |
| 38021 | T8/T12 SLIML PLNG END SLD MNT | Fa8 | 600 | 1 000 | 10/200 |



HID Sockets



1.49" - 37.85 mm

1.71" - 43.43 mm

38062



1.49" - 37.85 mm

1.72" - 43.68 mm

38168



2.15" - 54.60 mm

2.59" - 65.79 mm

10983



1.01" - 25.65 mm

1.85" - 47.01 mm

68452



2.15" - 54.60 mm


2.59" - 65.79 mm

38186

| Order code | Description | Base | Volts (V) | Watts (W) | Case qty (inner/master) |
|------------|-----------------------------------|------|-----------|-----------|-------------------------|
| 38062 | 4KV 24" SEW-2 LEADS PULSE RTD | E26 | 600 | 660 | 1/250 |
| 38168 | 4KV 2MALE SCR MNT 12"SEW-1LEA | E26 | 600 | 660 | 1/250 |
| 10983 | PORC MOG 1/2" DIE CAST CAP | E39 | 600 | 1 500 | 1/50 |
| 68452 | 4KV MOGUL E39 12" MOUNTING SCREWS | E39 | 600 | 1 500 | 1/75 |
| 38186 | 4KV MOG BASE TERM W/MNT SCR | E39 | 600 | 1 500 | 1/10 |



Halogen Sockets



| Order code | Description | Base | Volts (V) | Watts (W) | Case qty (inner/master) |
|------------|---|-------------|-----------|-----------|-------------------------|
| 38051 | G4 BACK ENTRY 12" LEADS | G4 | 24 | 100 | 10/200 |
| 62187 | DF-05 GU-10/GZ-10 BASE (TAL) LAMPHOLDER | GU10 | 250 | 1 000 | N/A |
| 38043 | PAR CONNECTOR MOGUL END PRONG | GX16d | 125 | 1 000 | 1/200 |
| 38045 | GX5.3/GU5.3 (MR16) BACK ENTRY 6"LEA | GX5.3/GU5.3 | 250 | 1 000 | 10/250 |
| 38049 | GX5.3/GU5.3 (MR16) SIDE ENTRY 12"LEADS | GX5.3/GU5.3 | 24 | 100 | 1/50 |
| 38054 | RSC BRACKET MOUNT(SINGLE SOCK) | R7s | 250 | 1 000 | 10/200 |
| 38055 | RSC 119MM ON BRACKET(DBL SOCK) | R7s | 250 | 1 000 | 25/200 |



Incandescent Sockets



| Order code | Description | Base | Volts (V) | Watts (W) | Case qty (inner/master) |
|------------|-------------------------------|------|-----------|-----------|-------------------------|
| 38072 | ADJ 3.5" TO 4.75" SCR TERM | E12 | 125 | 75 | 10/500 |
| 38075 | W/SHOULDER & RING 6" LEADS | E12 | 125 | 75 | 10/250 |
| 38076 | 1-1/2" OVERALL 20" TEW LEADS | E12 | 125 | 75 | 10/250 |
| 38206 | Z-TYPE BRACKET 9.5" TEW NPT | E12 | 125 | 75 | 10/250 |
| 38079 | PHEN 1/2" HKY 12" LEADS ALSS | E26 | 250 | 660 | 10/250 |
| 69376 | PORC 1/2" HKY 24" LEADS ALSS | E26 | 250 | 660 | 10/250 |
| 38083 | PORC 1/2" HKY SCR TERM ALSS | E26 | 250 | 660 | 10/250 |
| 38085 | MED PORC ALUMINUM SCREW SHELL | E26 | 250 | 660 | 1/250 |
| 38084 | PORC SNAP-IN 9" EXL LEADS | E26 | 250 | 660 | 10/250 |
| 38088 | 2 PC PHEN W/HUSK SCR TERM | E26 | 250 | 660 | 10/250 |





| Order code | Description | Base | Volts (V) | Watts (W) | Case qty (inner/master) |
|------------|------------------------------------|------|-----------|-----------|-------------------------|
| 38086 | MED PORC NICKEL PLATED SCREW SHELL | E26 | 250 | 660 | 10/250 |
| 38100 | FRONT MNT SNAP-IN SCR TERM | E26 | 250 | 660 | 10/250 |
| 38103 | BACK SNAP-IN W/24" 14GA LEADS | E26 | 250 | 660 | 1/250 |
| 38105 | 2" CC 2 HOLE FLANG SCR TERM | E26 | 250 | 660 | 10/250 |
| 38209 | 2PC KEYLESS W/SCREW TERMINALS | E26 | 250 | 660 | 10/250 |
| 38088 | 2 PC PHEN W/HUSK SCR TERM | E26 | 250 | 660 | 10/250 |

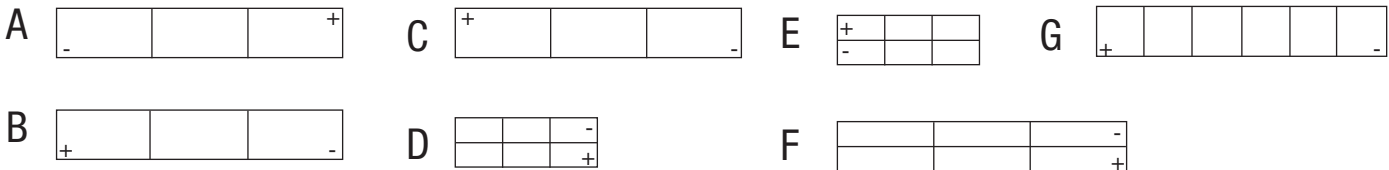


Battery



- Full particle tank formation - Delivers 100% capacity on first cycle
- Immobilized electrolyte - non-spillable, useable in any position, and maintenance free.
- Rechargeable - provides hundreds to thousands of recharge cycles (depending on depth of discharge)
- Extended life span - batteries are designed to last 3 to 5 years in standby applications at 25°C under JIS and Eurobat standards.
- Superior shelf life - battery can be stored for over of 12 months at 20°C.
- Fire alarm, security systems and emergency lighting equipment stanby use.
- Emergency lighting equipment.

Terminal schematics



| Order code | Description | Volts | | Rated capacity (Ah) * | Weight | | Terminal type | Max. charging current (A) | Case qty (master) |
|--|--|-------|--|-----------------------|--------|-------|---------------|---------------------------|-------------------|
| | | (V) | | | (lb) | (kg) | | | |
| Figure A | | | | | | | | | |
| Length : 2 3/4 in. (70 mm) Width : 1 27/32 in. (47 mm) Height** : 3 31/32 in. (101 mm) | | | | | | | | | |
| 57338 | BATTERY/6V/5AH/0.188/TABS (BATPM6-5) | 6 | | 5.0 | 1.65 | 0.74 | FO-02/FO-03 | 1.50 | 20 |
| Figure B | | | | | | | | | |
| Length : 5 29/32 in. (150 mm) Width : 1 11/32 in. (34 mm) Height** : 3 11/16 in. (94 mm) | | | | | | | | | |
| 57336 | BATTERY/6V/7.2AH/0.250/TABS (BATPM6-7.2) | 6 | | 7.2 | 2.45 | 1.12 | FO-02/FO-03 | 2.16 | 10 |
| Length : 5 15/16 in. (151 mm) Width : 2 in. (51 mm) Height** : 3 11/16 in. (94 mm) | | | | | | | | | |
| 57339 | BATTERY/6V/12AH/0.250/TABS (BATPM6-12) | 6 | | 12.0 | 3.70 | 1.68 | FO-02/FO-03 | 3.60 | 10 |
| Figure C | | | | | | | | | |
| Length : 3 27/32 in. (98 mm) Width : 2 7/32 in. (56 mm) Height** : 4 21/32 in. (118 mm) | | | | | | | | | |
| 57807 | BATTERY/6V/8.5AH (BATPM6-8.5-FO-01) | 6 | | 8.5 | 3.52 | 1.60 | FO-01/FO-02 | 2.55 | 10 |
| Figure D | | | | | | | | | |
| Length : 3 17/32 in. (90 mm) Width : 2 3/4 in. (70 mm) Height** : 4 in. (101 mm) | | | | | | | | | |
| 63623 | BATTERY/12V/4.5AH (BAT12-4.5) | 12 | | 4.5 | 3.61 | 1.64 | FO-01/FO-02 | 1.35 | 12 |
| Figure E | | | | | | | | | |
| Length : 5 15/16 in. (151 mm) Width : 2 9/16 in. (65 mm) Height** : 3 3/4 in. (95 mm) | | | | | | | | | |
| 57337 | BATTERY/12V/7.2Ah/0.188/TABS (BAT12-7.2) | 12 | | 7.2 | 4.80 | 2.18 | FO-02/FO-03 | 2.16 | 5 |
| Figure F | | | | | | | | | |
| Length : 5 15/16 in. (151 mm) Width : 3 27/32 in. (98 mm) Height** : 3 11/16 in. (94 mm) | | | | | | | | | |
| 57804 | BATTERY/12V/12AH/ (BAT12-12-FO-02) | 12 | | 12.0 | 8.82 | 4.00 | FO-02/FO-03 | 3.60 | 4 |
| Figure G | | | | | | | | | |
| Length : 7 23/32 in. (196 mm) Width : 5 1/8 in. (130 mm) Height** : 6 13/32 in. (163 mm) | | | | | | | | | |
| 57341 | BATTERY/12V/32AH (BAT12-32) | 12 | | 32.0 | 22.20 | 10.06 | RT-01 / FP-07 | 9.60 | 1 |
| Length : 7 3/4 in. (197 mm) Width : 5 3/16 in. (132 mm) Height** : 6 1/2 in. (165 mm) | | | | | | | | | |
| 57335 | BATTERY/12V/35AH (BAT12-35) | 12 | | 35.0 | 23.10 | 10.50 | RT-01 / FP-07 | 10.50 | 1 |



Luminaire Disconnect

Features

- Push-wire connection technology
- Up to 12 AWG (solid or stranded) for power input wiring
- 2 conductors per pole on power input side
- Color coding and/or marking
- Male/female are mechanically keyed
- Compact and sleek design
- UL 94 V-0 flammability rating



Completely touch-proof
in the unmated position

| Order code | Description | Electrical specs | Rated Temperature | Case qty |
|------------|----------------------|------------------|-------------------|----------|
| 58869 | Luminaire Disconnect | 600 V - 6 A | 105°C | 500 |

PVC Electrical Tapes

Features

- Moisture proof
- Anti-abrasion
- Flame, cold and voltage resistant



| Order code | Description | Color | Thickness | | Dimensions | | Dimensions | | Temp. (°C) | Case qty (inner/master) |
|------------|-----------------------|--------|-----------|------|------------|-----|------------|-------|------------|-------------------------|
| | | | (in.) | (mm) | (mm) | (m) | (in.) | (ft.) | | |
| 11276 | TAPE 66' 7MIL GREY | Grey | .007 | 0.18 | 18 x 20.0 | | ¾ x 66 | | -10 to 90 | 10/200 |
| 11277 | TAPE 66' 7MIL ORANGE | Orange | .007 | 0.18 | 18 x 20.0 | | ¾ x 66 | | -10 to 90 | 10/200 |
| 11290 | TAPE 66' 7MIL IND PVC | Black | .007 | 0.18 | 18 x 20.0 | | ¾ x 66 | | -10 to 90 | 10/200 |

