
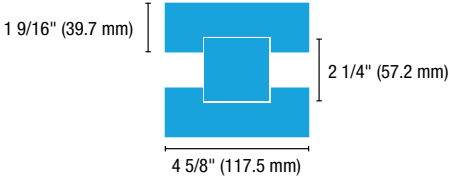

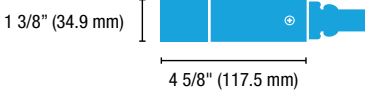

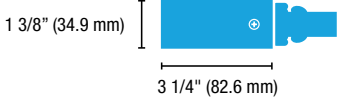

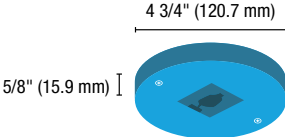


TRACK ACCESSORIES

Our track accessories variety give you the flexibility to built your own design where light is needed. Those accessories are compatible with J tracks, adapted for single circuit and available in white or black.


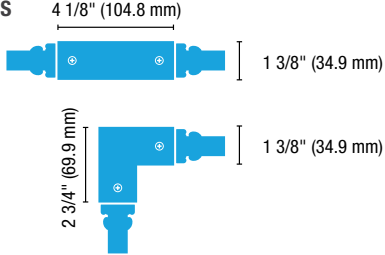

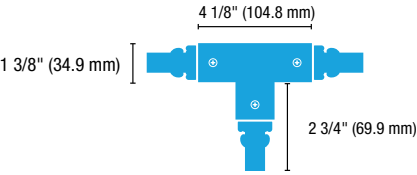

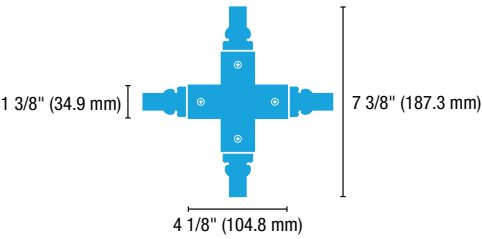
ELECTRICAL FEED




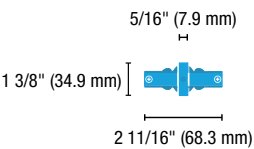

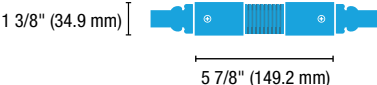
	<p>FLOATING FEED</p> <p>Provides power at any point along the track when installed with a standard junction box.</p>	<p>MODEL NO.</p> <p>ST26</p>	<p>FINISH¹</p> <p>● BK-Black ○ WH-White</p>	<p>DIMENSIONS</p> 
	<p>SURFACE CONDUIT END FEED</p> <p>For surface conduit wiring, to be installed with standard 1/2" connector.</p> <p>REVERSE POLARITY</p> <p>For use in opposite polarity orientation compared to standard feed connectors.</p>	<p>MODEL NO.</p> <p>ST27</p> <p>ST27A</p>	<p>FINISH¹</p> <p>● BK-Black ○ WH-White</p>	<p>DIMENSIONS</p> 
	<p>END FEED (TOP ACCESS)</p> <p>End feed for direct wiring to feed track from above with flexible conduit, BX, etc., or end feed in suspended applications. To be used with 1/2" connector.</p> <p>REVERSE POLARITY</p> <p>For use in opposite polarity orientation compared to standard feed connectors.</p>	<p>MODEL NO.</p> <p>ST38</p> <p>ST38A</p>	<p>FINISH¹</p> <p>● BK-Black ○ WH-White</p>	<p>DIMENSIONS</p> 
	<p>MONOPOINT</p> <p>For use in opposite polarity orientation compared to standard feed connectors.</p>	<p>MODEL NO.</p> <p>ST40</p>	<p>FINISH¹</p> <p>● BK-Black ○ WH-White</p>	<p>DIMENSIONS</p> 

¹ For other options and availabilities please contact factory.

TRACK JOINERS AND JOINER FEEDS


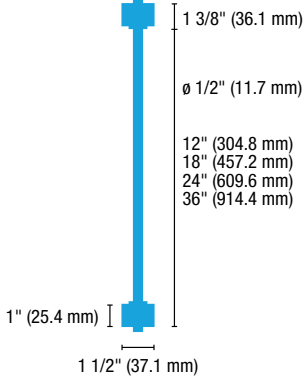

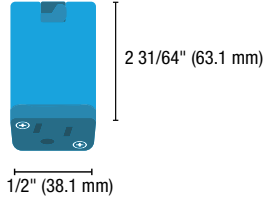

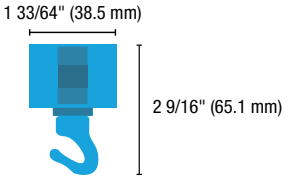
	<p>THREE WAY «L» JOINER</p> <p>Used to join two track sections to make a 90° angle or modify to straight by removing the cover and installing the straight accessory included. Can also be used as an in-line power feed.</p>	<p>MODEL NO.</p> <p>ST23</p>	<p>FINISH¹</p> <p>● BK-Black ○ WH-White</p>	<p>DIMENSIONS</p>  <p>4 1/8" (104.8 mm) 1 3/8" (34.9 mm) 2 3/4" (69.9 mm)</p>
	<p>T-CONNECTOR</p> <p>Connects three track sections in a T shape configuration. Can also be used as an in-line power feed.</p> <p>REVERSE POLARITY</p> <p>For use in opposite polarity orientation compared to standard feed connectors.</p>	<p>MODEL NO.</p> <p>ST24</p> <p>ST24B</p>	<p>FINISH¹</p> <p>● BK-Black ○ WH-White</p>	<p>DIMENSIONS</p>  <p>4 1/8" (104.8 mm) 1 3/8" (34.9 mm) 2 3/4" (69.9 mm)</p>
	<p>X-CONNECTOR</p> <p>Connects four track sections in an X configuration, for two separate 90° runs. Can also be used as an in-line power feed.</p>	<p>MODEL NO.</p> <p>ST25</p>	<p>FINISH¹</p> <p>● BK-Black ○ WH-White</p>	<p>DIMENSIONS</p>  <p>1 3/8" (34.9 mm) 7 3/8" (187.3 mm) 4 1/8" (104.8 mm)</p>

TRACK JOINERS

	<p>MINI-CONNECTOR CONDUCTIVE</p> <p>Connects two track sections end to end for a seamless continuous run.</p>	<p>MODEL NO.</p> <p>ST22</p>	<p>FINISH¹</p> <p>● BK-Black ○ WH-White</p>	<p>DIMENSIONS</p>  <p>5/16" (7.9 mm) 1 3/8" (34.9 mm) 2 11/16" (68.3 mm)</p>
	<p>FLEXIBLE CONNECTOR</p> <p>This flexible connector connects two track sections end to end, with angles from 60° to 180°. Suitable to use to transition from wall-to-wall, wall-to-ceiling, or ceiling to ceiling.</p>	<p>MODEL NO.</p> <p>ST28</p>	<p>FINISH¹</p> <p>● BK-Black ○ WH-White</p>	<p>DIMENSIONS</p>  <p>1 3/8" (34.9 mm) 5 7/8" (149.2 mm)</p>

¹ For other options and availabilities please contact factory.

ACCESSORIES

	LINE VOLTAGE EXTENSION	MODEL NO.	FINISH¹	DIMENSIONS
	<p>This extension wand suspend track head down from track at desired height. Available with the length of 12", 18", 24" and 36".</p> <p>Non-stocking SKUs, please consult factory for more information.</p>	JLVE12 JLVE18 JLVE24 JLVE36	● BK -Black ○ WH -White	 <p>1 3/8" (36.1 mm) ø 1/2" (11.7 mm) 12" (304.8 mm) 18" (457.2 mm) 24" (609.6 mm) 36" (914.4 mm) 1" (25.4 mm) 1 1/2" (37.1 mm)</p>
	<p>GROUNDING OUTLET</p> <p>Provides electrical receptacle on to a track.</p>	ST33	● BK -Black ○ WH -White	<p>DIMENSIONS</p>  <p>2 31/64" (63.1 mm) 1 1/2" (38.1 mm)</p>
	<p>UTILITY HOOK</p> <p>Non-electrical hook can support up to 10 lbs.</p>	ST34	● BK -Black ○ WH -White	<p>DIMENSIONS</p>  <p>1 33/64" (38.5 mm) 2 9/16" (65.1 mm)</p>

¹ For other options and availabilities please contact factory.

EXAMPLE OF TRACK SYSTEM INSTALLATION

