

Series Spec Sheet

VTE4-L

LED VAPOR TIGHT

A luminaire ideal for a variety of industrial, commercial applications. Installed either indoors or outside, the VTE4-L provides superior light distribution. Intended for applications where moisture and/or dust may be present.

FEATURES AND SPECIFICATIONS

• Applications¹

- Garages
- Industrial facilities
- Sporting applications
- Subways
- School
- Canopies
- Storage rooms
- Garden centers
- Airports

• Construction

Housing

- Lightweight, flexible and durable polycarbonate construction makes the luminaire highly impact resistant
- The housing is sealed with a uniform gasket that blocks the ingress of moisture and dust and reinforced snap clips lock the luminaire together
- Row mount aligners molded into housing ends
- Sealed strain relief/cable gland kit included

Lens

The frosted LED diffusing pigment lens provides uniform light distribution and has been UV stabilized to ensure that there is no yellowing over time. This impact-resistant polycarbonate lens is impervious to rust or rot and is unaffected by extreme temperatures

Mounting

Stainless steel ceiling mounting hardware and v-hooks also provided for suspension on chain or aviation cable.

• Specifications

- Easy to clean and service
- LED technology for long term energy savings
- Colour consistency (SDCM) is 3 step MacAdam ellipse
- Electrical ratings: 120-277 V or 347 V
- 0-10V dimming driver. Dimming cables not included with the fixture
- 2.0kV surge protection

Ambient temperature

-20°C to +35°C

• Compliances

- Suitable for damp & wet locations
- IP65
- Meets requirements of ICES-005
- UL1598, UL8750
- cULus certified
- cETL



OVERVIEW

Light source	LED
Watts (W)	40 - 60
Lumen output (lm)	5 000 - 8 176
Efficiency (lm/W)	125 - 136
Color temperature (K)	4 000, 5000
CRI	80+
Weight (lbs)	8

¹ Not recommended for car wash applications.



quick
ship



LED
fixture



wet
location



ICES
005



QUICK SHIP AND TECHNICAL SPECIFICATION TABLE ¹

Part number	Model Number	Watts (W)	Volts (VAC)	Color temp. (K) ²	Lumen output (lm) ³	Efficiency (lm/W)	CRI	Life L70 (hrs) ⁴	Tested hours LM-80 (hrs) ⁴	Dimming (Yes/No)	Power factor	THD (%)
68702	VTE4-LS3-W/40K	40	120-277	4 000	5 000	125	80+	64 000	6 000	0-10	0.95	20
68703 ⁵	VTE4-LS3-W/40K/OS1	40	120-277	4 000	5 000	125	80+	64 000	6 000	0-10	0.95	20
68704 ⁵	VTE4-LS3-W/40K/OS2	40	120-277	4 000	5 000	125	80+	64 000	6 000	0-10	0.95	20
68705	VTE4-LS3-W/50K	40	120-277	5 000	5 000	125	80+	64 000	6 000	0-10	0.95	20
68706	VTE4-LS3-H/40K	40	347	4 000	5 200	130	80+	64 000	6 000	0-10	0.95	10
68707	VTE4-LS3-H/40K	40	347	5 000	5 460	130	80+	64 000	6 000	0-10	0.95	10
68709	VTE4-LS4-W/50K	60	120-277	5 000	7 500	125	80+	64 000	6 000	0-10	0.95	10
68710	VTE4-LS4-H/40K	60	347	4 000	7 900	132	80+	64 000	6 000	0-10	0.95	10
68711	VTE4-LS4-H/40K	60	347	5 000	8 176	136	80+	64 000	6 000	0-10	0.95	10

¹ **QUICK SHIP:** Product availability is subject to change without notice. Please contact your Stanpro customer service representative to confirm inventory levels at time of order.

² Typical color temperature range: +/- 5 %.

³ Lumen values are derived from photometric testing. Initial lumens range: +/- 10 %.

⁴ Life hours are derived from IESNA LM-80-08 testing report and projected per IESNA TM-21-11 extrapolations.

⁵ Integrated occupancy sensor. For details please consult specification OS table.

ACCESSORIES (order separately)

Part number	Type
68834 ¹	STAINLESS STEEL Latches (1pc)

¹ 10 Latches are required per fixture

COMPATIBLE DIMMERS

Brand	Model number
LUTRON	DVSTV-HX DIVA 8 AMP 3-WAY/SINGLE -POLE 0-10V DIMMER
Eaton	Controls DF10P-CI DECORATOR 0-10V DIMMER
COOPER	SF10P-W
LUXDRIVE	DIMMING CONTROL - 0-10V LOW VOLTAGE WALL MOUNT CONTROL
LUTRON	DVTV-WH DIVA 30mA SINGLE POLE 0-10V FLUORESCENT DIMMER
LEVITON	DS710-10Z

Dimming range 10%-100%

NOTE: The above table shows dimmers that have been tested and have demonstrated proper operation under normal conditions. Each installation being unique, various factors such as load, common neutrals or other electrical products on the circuit can, in certain instances, cause variance in system performance. Read and comply to the dimmer installation instructions. Consult dimming system manufacturer for additional support in operation. Standard recommends to use dimmers designed to work with LED products. Older dimmers designed for incandescent products may cause erratic operation. Some dimmers may require more than one product for stable operation. The maximum number of products is determined by the dimmer wattage rating with LEDs. Be careful, these dimmers have different ratings depending on the product type. Again, refer to the dimmer installation instructions.

Data is based upon tests performed in a controlled environment. Actual performance can vary depending on operating conditions. All products are subject to change or may be discontinued any time without notice.

OCCUPANCY SENSORS

ON-OFF SENSORS

Detection - On at (Detection Area) % during (Hold Time) min. Off

Part number	Position	Volts (V)	Technology	Height (ft)	Detection Area (%)	Hold time (min)	Daylight min level (lux)
VTE4-LS3-W/40K/OS1	Internal	120-277	High Frequency	50 max	100	20	Disable

M

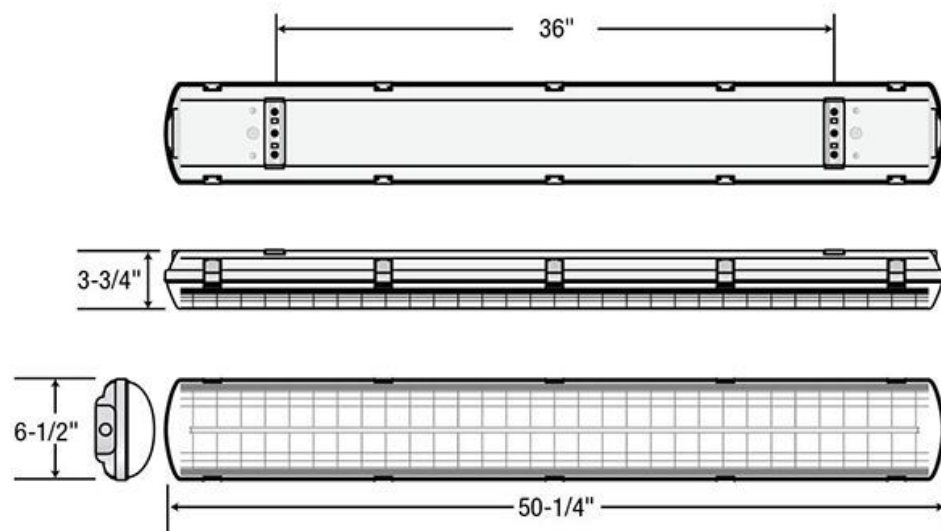
BI-LEVEL SENSORS

Detection - On at (Detection Area) % during (Hold Time) min., then (Stand-by Dim level) %

Part number	Position	Volts (V)	Technology	Height (ft)	Detection Area (%)	Hold time (min)	Stand-by Dim level (%)	Daylight min level (lux)
VTE4-LS3-W/40K/OS2	Internal	120-277	High Frequency	50 max	100	20	50	Disable

For more settings visit www.standardpro.com/documentation/technical-information/

DIMENSIONS

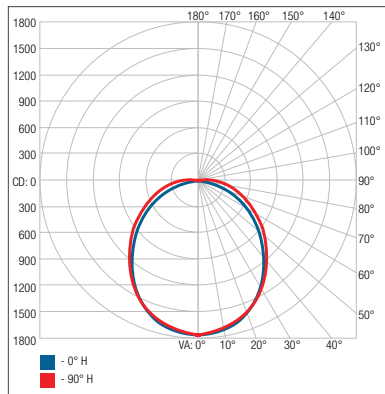


Data is based upon tests performed in a controlled environment. Actual performance can vary depending on operating conditions. All products are subject to change or may be discontinued any time without notice.

PHOTOMETRIC DATA¹

VTE4-LS3-(W/H)/40K • 5 186 lm

Polar candela distribution



Zonal lumen summary

Zone	Lumens	% Lamp	% Luminaire
0-30	1 333.7	25.7	25.7
0-40	2 152.6	41.5	41.5
0-60	3 724.1	71.8	71.8
60-90	1 207.0	23.3	23.3
70-100	739.8	14.3	14.3
90-120	218.2	4.2	4.2
0-90	4 931.1	95.1	95.1
90-180	255.1	4.9	4.9
0-180	5 186.2	100	100

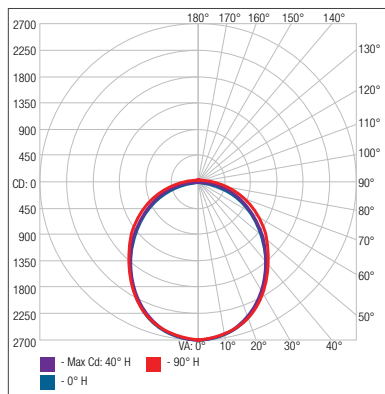
Illuminance at a distance

Center beam fc		Beam width	
1.7'	610	4.2'	4.9'
3.3'	162	8.1'	9.5'
5.0'	70.5	12.3'	14.4'
6.7'	39.3	16.4'	19.2'
8.3'	25.6	20.3'	23.8'
10.0'	17.6	25.5'	28.7'

■ Vert. spread: 101.6°
■ Horiz. spread: 110.3°

VTE4-LS4-(W/H)/40K • 7 950.0 lm

Polar candela distribution



Zonal lumen summary

Zone	Lumens	% Lamp	% Luminaire
0-30	2 038.6	25.6	25.6
0-40	3 291.1	41.4	41.4
0-60	5 696.4	71.7	71.7
60-90	1 854.7	23.3	23.3
70-100	1 141.8	14.4	14.4
90-120	341	4.3	4.3
0-90	7 551.1	95	95
90-180	398.6	5	5
0-180	7 949.7	100	100

Illuminance at a distance

Center beam fc		Beam width	
1.7'	932	4.2'	4.9'
3.3'	247	8.1'	9.5'
5.0'	108	12.2'	14.5'
6.7'	60.0	16.4'	19.4'
8.3'	39.1	20.3'	24.0'
10.0'	26.9	24.4'	28.9'

■ Vert. spread: 101.4°
■ Horiz. spread: 110.7°

¹ Complete IES files available on our website.

Data is based upon tests performed in a controlled environment. Actual performance can vary depending on operating conditions. All products are subject to change or may be discontinued any time without notice.