

VX4-L

CLASS I, DIVISION 2 & CLASS III, DIVISION 1 & 2 HAZARDOUS LOCATION LED VAPOR TIGHT

The VX4-L sealed 4' linear luminaire is designed for use in hazardous locations when gases and liquids may be present. Acetylene, hydrogen, ether, hydrocarbons, fuels, solvents etc. that are not normally present in an explosive concentration (but may accidentally exist).

FEATURES AND SPECIFICATIONS

• Applications

- Clean rooms
- Locker rooms
- Computer areas
- Fuel storage areas
- Chemical processing facility
- Petrochemical processing facility
- Loading docks

• Construction

Housing

- The housing is constructed from a one piece glass reinforced white fiberglass
- A closed cell, high temperature poured in place gasket and polycarbonate latches seal the enclosure from most hostile environments
- The low profile housing is available in 4'

Lens

The fixture comes standard with an impact resistant acrylic frosted lens.

• Specifications

- Wash down design
- Very durable
- Easy to clean and service
- LED technology for long term energy savings
- Stainless steel latches are available
- The luminaire enclosure was found to be in compliance with the indicated requirements of Enclosures for Electrical Equipment NEMA 4X

Driver

- 120-277 V and 347 V
- 0-10 V dimming driver standard

Ambient temperature

-40° to +40°C

Mounting

Ceiling mounting brackets and mounting bail brackets for suspended mount included. Hardware in stainless steel.

• Compliances

- Class I - Division 2, Groups A, B, C and D, T5 ambient 40°C
- Class III - Division 1 & 2, T5 ambient 40°C
- Hazardous location
- Suitable for damp and wet location
- IP66
- IP67
- 1500 PSI: High pressure hose down test (1.3 gallon per minute for 3 minutes at 1.5-2.0' from the unit) to maintain the integrity of the fixture. No water ingress is allowed
- NSF
- Compliant with NEMA 4X
- Meets requirements of ICES-005
- CSA certified to C22.2 #250.0, #250.13, #137
- CSA
- UL1598, UL8750



OVERVIEW

Light source	LED
Watts (W)	31-79
Lumen output (lm)	3 797 - 10 047
Efficacy (lm/W)	117- 143
Color temperature (K)	3 000, 3 500, 4 000, 5 000
CRI	80+
Weight (lbs)	14.15



premium grade



LED fixture



wet location



hazardous location



ICES 005



ORDERING GUIDE

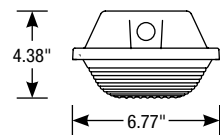
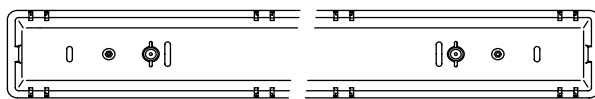
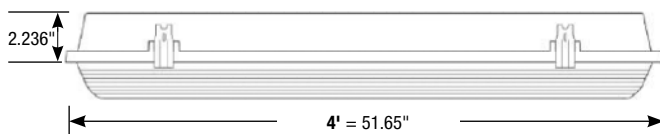
VX4	L					
Series	Lamp type	Lumen package delivered	CRI	Volts (V)	Color temp. (K)	Options
VX4	L - LED	S1A - } S2A - } S3A - } S4A - } Refer to the technical specification table for more details	80 - 80	H - 347 W - 120-277	30K - 3 000 35K - 3 500 40K - 4 000 50K - 5 000	SS - Stainless steel latches KV - 10KV surge protector DL ¹ - Emergency back up (0°C-25°C) PC - Polycarbonate ribbed frosted lens SFAL - Smooth frosted acrylic lens SFPL - Smooth frosted polycarbonate lens TP - Vandal resistant screws L6 - 6' white power cord L10 - 10' white power cord AC - Aviation cable kit RGB-45 - Wall mount bracket (45°) L6-BK - 6' black power cord L10-BK - 10' black power cord

¹ When selecting DL option, the fixture maintains wet location status, however, NEMA 4X and IP ratings are no longer applicable.

TECHNICAL SPECIFICATION TABLE

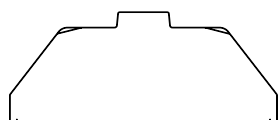
Lumen package	Watts (W)	Volts (V)	3 000 K		3 500 K		4 000 K		5 000 K		CRI	Life L70 (hrs)	Tested hours LM-80 (hrs)	Power factor	THD (%)
			Lumen (lm)	Efficacy (lm/W)	Lumen (lm)	Efficacy (lm/W)	Lumen (lm)	Efficacy (lm/W)	Lumen (lm)	Efficacy (lm/W)					
S1A	31	120-277	3 797	124	3 889	127	3 999	130	4 141	135	80+	189 000	10 000	0.97	11
S2A	40		5 223	131	5 349	134	5 500	138	5 695	143	80+	189 000	10 000	0.97	11
S3A	60		7 314	123	7 490	126	7 703	130	7 976	134	80+	189 000	10 000	0.98	9
S4A	79		9 212	117	9 435	120	9 703	124	10 047	128	80+	189 000	10 000	0.98	10

DIMENSIONS

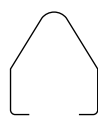


Class I, Division II,
connector not supplied.

CEILING MOUNTING BRACKETS¹



BAIL BRACKETS¹



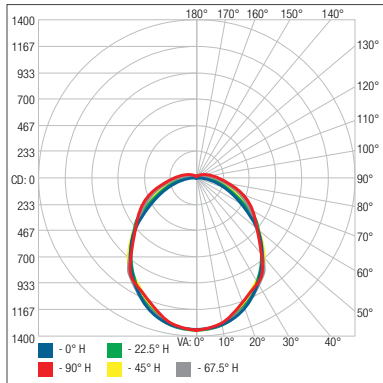
¹ Included

Data is based upon tests performed in a controlled environment. Actual performance can vary depending on operating conditions. All products are subject to change or may be discontinued any time without notice.

PHOTOMETRIC DATA¹

VX4-LS1-(W/H)/40K • 3 862.2lm

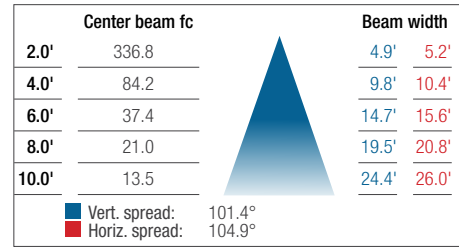
Polar candela distribution



Zonal lumen summary

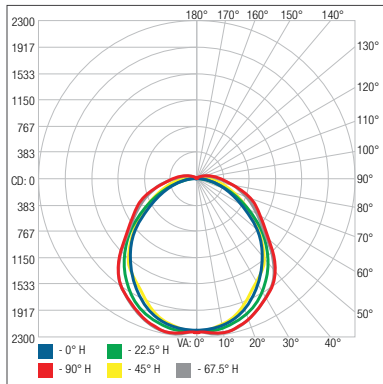
Zone	Lumens	% Fixture
0-30	1 006.6	26.1
0-40	1 635.5	42.3
0-60	2 804.4	72.6
60-90	871.5	22.6
70-100	542.5	14
90-120	174.9	4.5
0-90	3 676.0	95.2
90-180	186.2	4.8
0-180	3 862.2	100

Illuminance at a distance



VX4-LS3-(W/H)/40K • 7 131.8lm

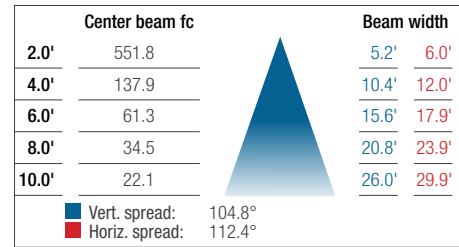
Polar candela distribution



Zonal lumen summary

Zone	Lumens	% Fixture
0-30	1 774.0	24.9
0-40	2 918.0	40.9
0-60	5 106.6	71.6
60-90	1 648.0	23.1
70-100	1 044.7	14.6
90-120	357	5
0-90	6 754.6	94.7
90-180	377.3	5.3
0-180	7 131.8	100

Illuminance at a distance



¹ Complete IES files available on our website.

Data is based upon tests performed in a controlled environment. Actual performance can vary depending on operating conditions. All products are subject to change or may be discontinued any time without notice.