



LED LAMPS

QUICK SHIP



STANDARD[®]




CONTENTS

4	DESIGN SERIES
6	FILAMENT
18	REFLECTOR
23	GENERAL PURPOSE
28	FLUORESCENT REPLACEMENT
34	CFL REPLACEMENT
38	HIGH INTENSITY
45	COLORED
46	STRING LIGHT AND DECORATIVE
49	MINIATURE
55	EXIT LAMP



Design Series

STANDARD is proud to introduce its new DESIGN Series of LED lamps, focusing on providing LED lamps that offer good balance between great performance and aesthetic conception. These products mimic the look of the traditional lamps, while offering all of the benefits of LED technology.



Order code	Description	Watts (W)	Base	Volts (VAC)	Color temp. (K)	CRI	Life L70 (hrs)	Lumen output (lm)	Beam angle (°)	CBBCP (cd)	Traditional equivalent (W)	Case qty (inner/master)
G9												
68990	G9/S2/4W/30K/CL/DESIGN/STD	4	JD	120	3 000	80	20 000	350	360	/	40	100/200
68991	G9/S2/4W/40K/CL/DESIGN/STD	4	JD	120	4 000	80	20 000	350	360	/	40	100/200
GU10												
67615 ²	GU10/7W/30K/45/DESIGN/STD	7	GU10	120	3 000	80	25 000	530	45	600	50	10/100
67616 ²	GU10/7W/40K/45/DESIGN/STD	7	GU10	120	4 000	80	25 000	530	45	600	50	10/100
PAR20												
67607	P20/7W/30K/45/DESIGN/STD	7	E26	120	2 700	80	25 000	500	45	520	50	10/60
67608	P20/7W/40K/45/DESIGN/STD	7	E26	120	3 000	80	25 000	500	45	520	50	10/60
PAR30SN												
67609	P30S/10W/30K/45/DESIGN/STD	10	E26	120	3 000	80	25 000	750	45	810	60	1/20
67610	P30S/10W/40K/45/DESIGN/STD	10	E26	120	4 000	80	25 000	750	45	810	60	1/20
PAR30LN												
67611	P30L/13W/30K/45/DESIGN/STD	13	E26	120	3 000	80	25 000	950	45	1 100	75	1/20
67612	P30L/13W/40K/45/DESIGN/STD	13	E26	120	4 000	80	25 000	950	45	1 150	75	1/20
PAR38												
67613	P38/15W/30K/45/DESIGN/STD	15	E26	120	3 000	80	25 000	1 200	45	1 150	100	1/10
67614	P38/15W/40K/45/DESIGN/STD	15	E26	120	4 000	80	25 000	1 200	45	1 500	100	1/10

Lumen values are derived from photometric testing
 For a complete list of compatible dimmers and ENERGY STAR qualified products, please visit
www.standardpro.com

2
6 damp location
 1
6 dimmable
 6 dry location
 6 wet location





LED Filament

The LED filament lamps distinguish themselves by their sparkling white light, blending perfectly with crystal chandeliers and modern style fixtures.

The LED filament victorian style lamps, they have an amber coating which provides a warm light that resembles the ambiance created by incandescent lamps.

This line also includes a long life lamps series, which bring style to any decor while offering an exceptional long life of 25 000 hours.



Order code	Description	Filament type	Watts (W)	Base	Volts (VAC)	Color temp. (K)	CRI	Life L70 (hrs)	Lumen output (lm)	Traditional equivalent (W)	Case qty (inner/master)
Soft White											
A19											
67780	A19/S3/8.5W/27K/SW/FIL/STD	N/A	8.5	E26	120	2 700	80	15 000	800	60	10/40
67781	A19/S3/8.5W/30K/SW/FIL/STD	N/A	8.5	E26	120	3 000	80	15 000	800	60	10/40
B11											
67759	B11/S3/4W/27K/SW/E12/FIL/STD	N/A	4	E12	120	2 700	80	15 000	350	40	10/100
67760	B11/S3/4W/30K/SW/E12/FIL/STD	N/A	4	E12	120	3 000	80	15 000	350	40	10/100
G16.5											
68939	G16.5/S4/5W/27K/E12/SW/FIL/STD	NA	5	E12	120	2 700	80	15 000	450	40	10/100
68940	G16.5/S4/5W/30K/E12/SW/FIL/STD	NA	5	E12	120	3 000	80	15 000	450	40	10/100
68941	G16.5/S4/5W/40K/E12/SW/FIL/STD	NA	5	E12	120	4 000	80	15 000	450	60	10/100
G25											
67662	G25/S3/4.5W/27K/SW/FIL/STD	N/A	4.5	E26	120	2 700	80	15 000	380	40	10/40
68945	G25/S3/7W/27K/SW/FIL/STD	NA	7	E26	120	2 700	80	15 000	750	100	10/40
68946	G25/S3/7W/30K/SW/FIL/STD	NA	7	E26	120	3 000	80	15 000	750	100	10/40
68947	G25/S3/7W/40K/SW/FIL/STD	NA	7	E26	120	4 000	80	15 000	750	100	10/40
G30											
68951	G30/7W/30K/SW/FIL/STD	NA	7	E26	120	3 000	80	15 000	800	100	10/40
G40											
67667	G40/S3/8.5W/27K/SW/FIL/STD	N/A	8.5	E26	120	2 700	80	15 000	800	60	5/20
T9											
67783	T9/S3/5W/27K/SW/FIL/STD	N/A	5	E26	120	2 700	80	15 000	500	60	1/100
68961	T9/S3/5W/30K/SW/FIL/STD	NA	5	E26	120	3 000	80	15 000	500	60	10/100

Lumen values are derived from photometric testing
 For a complete list of compatible dimmers, please visit www.standardpro.com






Order code	Description	Filament type	Watts (W)	Base	Volts (VAC)	Color temp. (K)	CRI	Finish	Life L70 (hrs)	Lumen output (lm)	Traditional equivalent (W)	Case qty (inner/master)
A15												
67785	A15/S3/5W/27K/V/FIL/STD	Vertical	5	E26	120	2 700	80	Clear	15 000	450	60	10/100
68934	A15/S3/5.5W/30K/V/FIL/STD	Vertical	5.5	E26	120	3 000	80	Clear	15 000	600	60	10/100
68935	A15/S3/5.5W/40K/V/FIL/STD	Vertical	5.5	E26	120	4 000	80	Clear	15 000	615	60	10/100
A19												
67744	A19/S3/4.5W/27K/O/FIL/STD	Oblique	4.5	E26	120	2 700	80	Clear	15 000	450	40	10/40
68936	A19/S3/4.5W/30K/O/FIL/STD	Oblique	4.5	E26	120	3 000	80	Clear	15 000	450	40	10/40
67745	A19/S3/7W/27K/S/FIL/STD	Spiral	7	E26	120	2 700	80	Clear	15 000	800	60	10/40
67746	A19/S3/7W/30K/S/FIL/STD	Spiral	7	E26	120	3 000	80	Clear	15 000	800	60	10/40
68938	A19/S3/7W/40K/S/FIL/STD	Spiral	7	E26	120	4 000	80	Clear	15 000	800	60	10/40
68937	A19/S3/7W/50K/S/FIL/STD	Spiral	7	E26	120	5 000	80	Clear	15 000	800	60	10/40
ST17												
68954	ST17/5W/27K/O/FIL/STD	Oblique	5	E26	120	2 700	80	Clear	15 000	500	60	10/40
68955	ST17/5W/30K/O/FIL/STD	Oblique	5	E26	120	3 000	80	Clear	15 000	500	60	10/40
ST19												
67748	ST19/S3/4.5W/27K/S/FIL/STD	Spiral	4.5	E26	120	2 700	80	Clear	15 000	450	40	10/40
67749	ST19/S3/4.5W/30K/S/FIL/STD	Spiral	4.5	E26	120	3 000	80	Clear	15 000	450	40	10/40
67750	ST19/S3/4.5W/27K/O/FIL/STD	Oblique	4.5	E26	120	2 700	80	Clear	15 000	450	40	10/40
68956	ST19/S3/4.5W/30K/O/FIL/STD	Oblique	4.5	E26	120	3 000	80	Clear	15 000	450	40	10/40
68957	ST19/S3/4.5W/40K/O/FIL/STD	Oblique	4.5	E26	120	4 000	80	Clear	15 000	450	40	10/40
67162	ST19/S2/7W/27K/V/FIL/STD	Vertical	7	E26	120	2 700	80	Clear	15 000	800	60	10/40
67163	ST19/S2/7W/30K/V/FIL/STD	Vertical	7	E26	120	3 000	80	Clear	15 000	800	60	10/40
68958	ST19/S3/7W/40K/V/FIL/STD	Vertical	7	E26	120	4 000	80	Clear	15 000	800	60	10/40
ST22												
68959	ST22/8.5W/30K/V/FIL/STD	Vertical	8.5	E26	120	3 000	80	Clear	15 000	1 000	150	10/40

Lumen values are derived from photometric testing
 For a complete list of compatible dimmers and ENERGY STAR qualified products,
 please visit www.standardpro.com






Order code	Description	Filament type	Watts (W)	Base	Volts (VAC)	Color temp. (K)	CRI	Finish	Life L70 (hrs)	Lumen output (lm)	Traditional equivalent (W)	Case qty (inner/master)
G16.5												
67764	G16.5/S3/5W/27K/V/FIL/STD	Vertical	5	E26	120	2 700	80	Clear	15 000	500	60	10/100
68942	G16.5/S4/5W/27K/E12/V/FIL/STD	Vertical	5	E12	120	2 700	80	Clear	15 000	500	60	10/100
68943	G16.5/S4/5W/30K/E12/V/FIL/STD	Vertical	5	E12	120	3 000	80	Clear	15 000	500	60	10/100
68944	G16.5/S4/5W/40K/E12/V/FIL/STD	Vertical	5	E12	120	4 000	80	Clear	15 000	500	60	10/100
G25												
67663	G25/S3/4.5W/27K/O/FIL/STD	Oblique	4.5	E26	120	2 700	80	Clear	15 000	450	40	10/40
68948	G25/S3/4.5W/30K/O/FIL/STD	Oblique	4.5	E26	120	3 000	80	Clear	15 000	450	40	10/40
67664	G25/S3/7W/27K/V/FIL/STD	Vertical	7	E26	120	2 700	80	Clear	15 000	800	100	10/40
68949	G25/S3/7W/30K/V/FIL/STD	Vertical	7	E26	120	3 000	80	Clear	15 000	800	100	10/40
68950	G25/S3/7W/40K/V/FIL/STD	Vertical	7	E26	120	4 000	80	Clear	15 000	800	100	10/40
G30												
68952	G30/5W/27K/O/FIL/STD	Oblique	5	E26	120	2 700	80	Clear	15 000	500	60	10/40
68953	G30/5W/30K/O/FIL/STD	Oblique	5	E26	120	3 000	80	Clear	15 000	500	60	10/40
G40												
67666	G40/S3/4.5W/27K/O/FIL/STD	Oblique	4.5	E26	120	2 700	80	Clear	15 000	450	40	5/20

Lumen values are derived from photometric testing
 For a complete list of compatible dimmers and ENERGY STAR qualified products,
 please visit www.standardpro.com








Order code	Description	Filament type	Watts (W)	Base	Volts (VAC)	Color temp. (K)	CRI	Finish	Life L70 (hrs)	Lumen output (lm)	Traditional equivalent (W)	Case qty (inner/master)
B11												
67753	B11/S3/2.5W/27K/E12/V/FIL/STD	Vertical	2.5	E12	120	2 700	80	Clear	15 000	250	25	10/100
67752	B11/S3/4W/27K/V/FIL/STD	Vertical	4	E26	120	2 700	80	Clear	15 000	350	40	100
67754	B11/S3/5W/27K/E12/V/FIL/STD	Vertical	5	E12	120	2 700	80	Clear	15 000	500	60	100
67755	B11/S3/5W/30K/E12/V/FIL/STD	Vertical	5	E12	120	3 000	80	Clear	15 000	500	60	100
67756	B11/S3/5W/40K/E12/V/FIL/STD	Vertical	5	E12	120	4 000	80	Clear	15 000	500	60	10/100
67757	B11/S3/5W/50K/E12/V/FIL/STD	Vertical	5	E12	120	5 000	80	Clear	15 000	500	60	100
CA11												
69164	LED/CA11/S3/4.5W/27K//E12/V/FIL/STD	Vertical	4.5	E12	120	2 700	80	Clear	15 000	450	40	100
T6												
67765	T6/S3/4.5W/27K/E12/V/FIL/STD	Vertical	4.5	E12	120	2 700	80	Clear	15 000	450	40	10/100
67766	T6/S3/4.5W/30K/E12/V/FIL/STD	Vertical	4.5	E12	120	3 000	80	Clear	15 000	450	40	25/200
68960	T6/S3/4.5W/40K/E12/V/FIL/STD	Vertical	4.5	E12	120	4 000	80	Clear	15 000	450	40	25/200
T9												
67782	T9/S3/5W/27K/O/FIL/STD	Oblique	5	E26	120	2 700	80	Clear	15 000	500	60	100
67784	T9/S3/5W/30K/O/FIL/STD	Oblique	5	E26	120	3 000	80	Clear	15 000	500	60	100
T10												
64520 ²	LED/T10/6W/27K/LL/V/FIL/STD	Vertical	6	E26	120	2 700	95	Clear	25 000	600	60	50/100
64522 ²	LED/T10/6W/27K/LL/Z/FIL/STD	Zig-Zag	6	E26	120	2 700	95	Clear	25 000	600	60	50/100
HX5.5												
68962	HX5.5/4W/27K/E12/V/FIL/STD	Vertical	4	E12	120	2 700	80	Clear	15 000	375	40	25/100
68963	HX5.5/4W/30K/E12/V/FIL/STD	Vertical	4	E12	120	3 000	80	Clear	15 000	400	40	25/100

Lumen values are derived from photometric testing
 For a complete list of compatible dimmers and ENERGY STAR qualified products,
 please visit www.standardpro.com







A19
7 W



ST19
4.5 W



G30




G40

Order code	Description	Filament type	Watts (W)	Base	Volts (VAC)	Color temp. (K)	CRI	Finish	Life L70 (hrs)	Lumen output (lm)	Traditional equivalent (W)	Case qty (inner/master)
Victorian Style												
A19												
67767	A19/S3/7W/22K/A/S/FIL/STD	Spiral	7	E26	120	2 200	80	Amber	15 000	650	40	10/40
ST19												
67768	ST19/S3/4.5W/22K/A/O/FIL/STD	Oblique	4.5	E26	120	2 200	80	Amber	15 000	380	40	40
G30												
67665	G30/S3/4.5W/22K/A/O/FIL/STD	Oblique	4.5	E26	120	2 200	80	Amber	15 000	380	40	10/40
G40												
67668	G40/S3/4.5W/22K/A/O/FIL/STD	Oblique	4.5	E26	120	2 200	80	Amber	15 000	380	40	5/20

Lumen values are derived from photometric testing
For a complete list of compatible dimmers and ENERGY STAR qualified products, please visit www.standardpro.com







B11



CA11



T14
Longue vie




T10
Longue vie

Order code	Description	Filament type	Watts (W)	Base	Volts (VAC)	Color temp. (K)	CRI	Finish	Life L70 (hrs)	Lumen output (lm)	Traditional equivalent (W)	Case qty (inner/master)
Victorian Style												
B11												
67758	B11/S3/3.6W/22K/A/E12/V/FIL/STD	Vertical	3.6	E12	120	2 200	80	Amber	15 000	320	40	100
CA11												
67761	CA11/S3/4.5W/22K/A/E12/V/FIL/STD	Vertical	4.5	E12	120	2 200	80	Amber	15 000	350	40	10/100
T14												
64529 ²	LED/T14/6W/22K/LL/A/S/FIL/STD	Spiral	6	E26	120	2 200	95	Amber	25 000	450	40	50/100
T10												
64521 ²	LED/T10/6W/22K/LL/A/V/FIL/STD	Vertical	6	E26	120	2 200	95	Amber	25 000	450	40	50/100
64523 ²	LED/T10/6W/22K/LL/A/Z/FIL/STD	Zig-Zag	6	E26	120	2 200	95	Amber	25 000	450	40	50/100

Lumen values are derived from photometric testing
For a complete list of compatible dimmers and ENERGY STAR qualified products, please visit www.standardpro.com



A19



G25



ST19
Chrome

Order code	Description	Filament type	Watts (W)	Base	Volts (VAC)	Color temp. (K)	CRI	Finish	Life L70 (hrs)	Lumen output (lm)	Case qty (inner/master)
Half Mirror											
A19											
65821	LED/A19/S2/4W/27K/HM/O/FIL/STD	Oblique	4	E26	120	2 700	80	15 000	360	40	10/50
G25											
67661	G25/S3/4.5W/27K/HM/O/FIL/STD	Vertical	4.5	E26	120	2 700	80	15 000	380	40	10/40
Soft Filament											
ST19											
67318	ST19/5W/27K/CH/DH/FIL/STD	Double Helix	5	E26	120	2 700	90	Chrome	15 000	125	50/100

Lumen values are derived from photometric testing
For a complete list of compatible dimmers, please visit www.standardpro.com


6
damp
location

dim
mable

enclosed
fixture

3
yrs
warranty






BT56



PS52



TT24

Order code	Description	Filament type	Watts (W)	Base	Volts (VAC)	Color temp. (K)	CRI	Life L70 (hrs)	Lumen output (lm)	Traditional equivalent (W)	Case qty (master)
Large Filament											
BT56											
67321	BT56/8W/27K/V/FIL/STD	Vertical	8	E26	120	2 700	80	15 000	900	60	4
PS52											
67322	PS52/8W/27K/V/FIL/STD	Vertical	8	E26	120	2 700	80	15 000	900	60	4
TT24											
67323	TT24/8W/27K/V/FIL/STD	Vertical	8	E26	120	2 700	80	15 000	900	60	4

Lumen values are derived from photometric testing
 For a complete list of compatible dimmers, please visit www.standardpro.com

6 damp location dimmable 2 yrs warranty UL CERTIFIED



LED Reflector

Allowing you to focus light where it matters, these LED reflectors will not let your colors fade. Choose from many sizes, color temperatures and beam distributions to create the perfect lighting with consistent lamp to lamp color.

Reduce energy consumption and protect all goods and materials that are sensitive to heat and UV emissions.

STANDARD's LED reflectors are ideal for tracks, recessed luminaires and accent lighting in residential, retail, hospitality and commercial applications.



MR11



MR16



GU10

Order code	Description	Watts (W)	Base	Volts (VAC)	Color temp. (K)	CRI	Life L70 (hrs)	Lumen output (lm)	Beam angle (°)	CBCP (cd)	Traditional equivalent (W)	Case qty (master)
MR11												
64244 ¹	LED/MR11/4W/30K/38/GU4/ND/STD	4	GU4	12	3 000	80	25 000	260	38	550	30	48
MR16												
68263	MR16/S2/7.5W/27K/25/STD	7.5	MR16	12	2 700	90	54 000	570	25	3 196	75	60
68259	MR16/S2/7.5W/27K/35/STD	7.5	GU5.3	12	2 700	90	50 000	570	35	1 908	75	60
68264	MR16/S2/7.5W/30K/25/STD	7.5	GU5.3	12	3 000	90	54 000	570	25	3 268	50	60
68260	MR16/S2/7.5W/30K/35/STD	7.5	GU5.3	12	3 000	90	50 000	570	35	1 905	75	60
68265	MR16/S2/7.5W/40K/25/STD	7.5	GU5.3	12	4 000	90	50 000	570	25	3 613	75	60
68261	MR16/S2/7.5W/40K/35/STD	7.5	GU5.3	12	4 000	90	50 000	570	35	2 066	75	60
68262	MR16/S2/7.5W/50K/35/STD	7.5	GU5.3	12	5 000	90	54 000	570	35	2 020	50	60
GU10												
68252	GU10/S2/6.5W/27K/25/STD	6.5	GU10	120	2 700	90	54 000	570	25	1 975	75	60
68255	GU10/S2/6.5W/27K/35/STD	6.5	GU10	120	2 700	90	54 000	570	35	1 231	75	60
68253	GU10/S2/6.5W/30K/25/STD	6.5	GU10	120	3 000	90	54 000	570	25	1 975	75	60
68256	GU10/S2/6.5W/30K/35/STD	6.5	GU10	120	3 000	90	54 000	570	35	1 996	50	60
68254	GU10/S2/6.5W/40K/25/STD	6.5	GU10	120	4 000	90	54 000	570	25	1 975	50	60
68257	GU10/S2/6.5W/40K/35/STD	6.5	GU10	120	4 000	90	54 000	570	35	1 231	50	60
68258	GU10/S2/6.5W/50K/35/STD	6.5	GU10	120	5 000	90	54 000	570	35	1 231	50	60

Lumen values are derived from photometric testing
 For a complete list of compatible dimmers and ENERGY STAR qualified products, please visit www.standardpro.com





Order code	Description	Watts (W)	Base	Volts (VAC)	Color temp. (K)	CRI	Life L70 (hrs)	Lumen output (lm)	Beam angle (°)	CBCP (cd)	Traditional equivalent (W)	Case qty (master)
PAR16												
63990	LED/P16/6.5W/30K/38/STD	6.5	E26	120	3 000	82	40 000	582	38	1 242	50	24
PAR20												
68218	P20/S2/7W/27K/25/STD	7	E26	120	2 700	90	54 000	550	25	3 422	50	12
68219	P20/S2/7W/27K/40/STD	7	E26	120	2 700	92	54 000	550	40	1 253	50	12
68220	P20/S2/7W/30K/25/STD	7	E26	120	3 000	90	54 000	550	25	3 572	50	12
68221	P20/S2/7W/30K/40/STD	7	E26	120	3 000	90	54 000	550	40	1 303	50	12
65380 ²	LED/P20H0/7W/30K/35/STD	7	E26	120	3 000	82	25 000	660	35	1 374	-	50
68222	P20/S2/7W/40K/25/STD	7	E26	120	4 000	90	54 000	550	25	3 829	50	12
68224	P20/S2/7W/40K/40/STD	7	E26	120	4 000	90	54 000	550	40	1 358	50	12
68225	P20/S2/7W/50K/25/STD	7	E26	120	5 000	90	54 000	550	25	2 350	50	12
68226	P20/S2/7W/50K/40/STD	7	E26	120	5 000	90	54 000	550	40	1 257	50	12
PAR30SN												
68227	P30S/S2/12W/27K/25/STD	10	E26	120	2 700	90	54 000	1 050	25	4 981	75	6
68228	P30S/S2/12W/27K/40/STD	12	E26	120	2 700	90	50 000	1 050	40	2 337	75	6
68229	P30S/S2/12W/30K/25/STD	12	E26	120	3 000	90	50 000	1 050	25	5 435	75	6
68230	P30S/S2/12W/30K/40/STD	10	E26	120	3 000	90	54 000	1 050	40	2 470	75	6
68231	P30S/S2/12W/40K/25/STD	12	E26	120	4 000	90	54 000	1 050	25	4 450	75	6
68232	P30S/S2/12W/40K/40/STD	12	E26	120	4 000	90	50 000	1 050	40	2 711	75	6
68233	P30S/S2/12W/50K/25/STD	12	E26	120	5 000	75	50 000	1 050	25	4 450	75	6

Lumen values are derived from photometric testing
 For a complete list of compatible dimmers and ENERGY STAR qualified products, please visit www.standardpro.com
² Not Energy Star
³ Consult factory for availability





PAR30LN
S2



PAR38



PAR38
S2

Order code	Description	Watts (W)	Base	Volts (VAC)	Color temp. (K)	CRI	Life L70 (hrs)	Lumen output (lm)	Beam angle (°)	CBCP (cd)	Traditional equivalent (W)	Case qty (inner/master)
PAR30LN												
68235	P30L/S2/12W/27K/25/STD	12	E26	120	2 700	90	50 000	1 050	25	5 240	75	6
68236	P30L/S2/12W/27K/40/STD	12	E26	120	2 700	90	54 000	1 050	40	2 117	75	6
68237	P30L/S2/12W/30K/25/STD	12	E26	120	3 000	90	54 000	1 050	25	5 137	75	6
68238	P30L/S2/12W/30K/40/STD	12	E26	120	3 000	90	50 000	1 050	40	2 639	75	6
68239	P30L/S2/12W/40K/25/STD	10	E26	120	4 000	90	54 000	1 050	25	5 359	75	6
68240	P30L/S2/12W/40K/40/STD	12	E26	120	4 000	90	54 000	1 050	40	2 767	75	6
68241	P30L/S2/12W/50K/25/STD	10	E26	120	5 000	90	54 000	1 050	25	5 473	75	6
68242	P30L/S2/12W/50K/40/STD	10	E26	120	5 000	90	54 000	1 050	40	2 471	75	6
PAR38												
68243	P38/S2/16.5W/27K/25/STD	15	E26	120	2 700	90	54 000	1 370	25	7 056	100	1/6
68244	P38/S2/16.5W/27K/40/STD	16.5	E26	120	2 700	90	50 000	1 370	40	2 783	120	1/6
68245	P38/S2/16.5W/30K/25/STD	16.5	E26	120	3 000	90	50 000	1 370	25	7 354	120	1/6
68246	P38/S2/16.5W/30K/40/STD	16.5	E26	120	3 000	90	50 000	1 370	40	3 127	120	1/6
68247	P38/S2/16.5W/40K/25/STD	16.5	E26	120	4 000	90	50 000	1 370	25	6 800	120	1/6
68249	P38/S2/16.5W/40K/40/STD	16.5	E26	120	4 000	90	54 000	1 370	40	3 237	120	1/6
68250	P38/S2/16.5W/50K/25/STD	16.5	E26	120	5 000	90	54 000	1 370	25	6 800	120	1/6
68251	P38/S2/16.5W/50K/40/STD	16.5	E26	120	5 000	90	50 000	1 370	40	2 842	120	1/6

Lumen values are derived from photometric testing
 For a complete list of compatible dimmers and ENERGY STAR qualified products, please visit www.standardpro.com
² Not Energy Star
³ Consult factory for availability





PAR38HO



R20



BR40



R20
5 CCT



BR30
5 CCT



BR40
5 CCT

Order code	Description	Watts (W)	Base	Volts (VAC)	Color temp. (K)	CRI	Life L70 (hrs)	Lumen output (lm)	Beam angle (°)	CBCP (cd)	Traditional equivalent (W)	Case qty (inner/master)
PAR38HO												
67918	P38HO/27W/27K/15/120-277/STD	27	E26	120-277	2 700	80	50 000	2 800	15	17 684	250	1/6
67914	P38HO/27W/30K/25/120-277/STD	27	E26	120-277	3 000	80	50 000	3 000	25	7 893	250	1/6
67909	P38HO/27W/30K/40/120-277/STD	27	E26	120-277	3 000	80	50 000	3 000	40	3 272	250	1/6
67911	P38HO/27W/40K/40/120-277/STD	27	E26	120-277	4 000	80	50 000	3 000	40	3 272	250	1/6
R20												
64964 ²	LED/R20/S2/6.5W/27K/STD	6.5	E26	120	2 700	83	25 000	525	107	180	50	6/24
69373 ²	R20/6.5W/5CCT/STD	6.5	E26	120	2 700/3 000/3 500/4 000/5 000	80	25 000	525	105	180	50	6/24
BR30												
69374 ²	BR30/8W/5CCT/STD	8	E26	120	2 700/3 000/3 500/4 000/5 000	80	25 000	650	105	235	75	6/24
BR40												
66032 ²	LED/BR40/S2/16.5W/27K/STD	16.5	E26	120	2 700	82	25 000	1 252	103	445	85	6/24
69375 ²	BR40/12.5W/5CCT/STD	12.5	E26	120	2 700/3 000/3 500/4 000/5 000	80	25 000	1075	105	390	100	6/24

Lumen values are derived from photometric testing
For a complete list of compatible dimmers and ENERGY STAR qualified products, please visit www.standardpro.com





LED General Purpose

Combining a comfortable, pleasing atmosphere with energy efficiency is now possible with STANDARD's smooth dimming LED lamps. Choose from our large selection of lamp shapes and create your own style while saving on energy and maintenance costs.

From Omni lamps to small halogen replacements, these lamps deliver a brighter look and provide the same even, crisp and comfortable lighting as traditional lamps. A wide selection of color temperatures is offered to obtain the desired lighting effect and can be adapted to all applications.



Order code	Description	Watts (W)	Base	Volts (VAC)	Color temp. (K)	Finish	CRI	Life L70 (hrs)	Lumen output (lm)	Traditional equivalent (W)	Dimming capability (Yes/No)	Case qty (inner/master)
A19 40 W equivalent												
67948	LED/A19/S5/6W/27K/STD	6	E26	120	2 700	Frost	80	25 000	480	40	Yes	1/100
67949	LED/A19/S5/6W/30K/STD	6	E26	120	3 000	Frost	80	25 000	480	40	Yes	1/100
67950	LED/A19/S5/6W/40K/STD	6	E26	120	4 000	Frost	80	25 000	480	40	Yes	1/100
67951	LED/A19/S5/6W/50K/STD	6	E26	120	5 000	Frost	80	25 000	480	40	Yes	1/100
60 W equivalent												
67952	LED/A19/S5/9W/27K/STD	9	E26	120	2 700	Frost	80	25 000	800	60	Yes	1/100
67953	LED/A19/S5/9W/30K/STD	9	E26	120	3 000	Frost	80	25 000	800	60	Yes	1/100
67954	LED/A19/S5/9W/40K/STD	9	E26	120	4 000	Frost	80	25 000	800	60	Yes	1/100
67955	LED/A19/S5/9W/50K/STD	9	E26	120	5 000	Frost	80	25 000	800	60	Yes	1/100
60 W equivalent - 4 pack												
68001	LED/A19/S2/9W/27K/STD 4P	9	E26	120	2 700	Frost	80	25 000	800	60	Yes	1/96
68002	LED/A19/S2/9W/30K/STD 4P	9	E26	120	3 000	Frost	80	25 000	800	60	Yes	1/96
68003	LED/A19/S2/9W/40K/STD 4P	9	E26	120	4 000	Frost	80	25 000	800	60	Yes	1/96
68004	LED/A19/S2/9W/50K/STD 4P	9	E26	120	5 000	Frost	80	25 000	800	60	Yes	1/96
60 W equivalent - GU24												
66275	A19/9.8W/27K/GU24/PRO/STD	9.8	GU24	120	2 700	Frost	83	25 000	814	60	Yes	6/48
66276	A19/9.8W/30K/GU24/PRO/STD	9.8	GU24	120	3 000	Frost	82	25 000	887	60	Yes	6/48
66277	A19/9.8W/40K/GU24/PRO/STD	9.8	GU24	120	4 000	Frost	86	25 000	868	60	Yes	6/48
75 W equivalent												
67956	LED/A19/S5/12W/27K/STD	12	E26	120	2 700	Frost	80	25 000	1 100	75	Yes	1/100
67957	LED/A19/S5/12W/30K/STD	12	E26	120	3 000	Frost	80	25 000	1 100	75	Yes	1/100
67958	LED/A19/S5/12W/40K/STD	12	E26	120	4 000	Frost	80	25 000	1 100	75	Yes	1/100
67959	LED/A19/S5/12W/50K/STD	12	E26	120	5 000	Frost	80	25 000	1 100	75	Yes	1/100
100 W equivalent												
66188	LED/A19/S4/15W/27K/STD	15	E26	120	2 700	Frost	82	25 000	1 629	100	Yes	6/48
66189	LED/A19/S4/15W/30K/STD	15	E26	120	3 000	Frost	81	25 000	1 630	100	Yes	6/48
66190	LED/A19/S4/15W/40K/STD	15	E26	120	4 000	Frost	85	25 000	1 692	100	Yes	6/48
66191	LED/A19/S4/15W/50K/STD	15	E26	120	5 000	Frost	85	25 000	1 725	100	Yes	6/48

Lumen values are derived from photometric testing
For a complete list of compatible dimmers and ENERGY STAR qualified products, please visit www.standardpro.com





A21



A19 15 W & Trilight

Order code	Description	Watts (W)	Base	Volts (VAC)	Color temp. (K)	Finish	CRI	Life L70 (hrs)	Lumen output (lm)	Traditional equivalent (W)	Dimming capability (Yes/No)	Case qty (inner/master)
A21												
100 W equivalent												
67960	LED/A21/S5/15W/27K/STD	15	E26	120	2 700	Frost	80	25 000	1 600	100	Yes	1/100
67961	LED/A21/S5/15W/30K/STD	15	E26	120	3 000	Frost	80	25 000	1 600	100	Yes	1/100
67962	LED/A21/S5/15W/40K/STD	15	E26	120	4 000	Frost	80	25 000	1 600	100	Yes	1/100
67963	LED/A21/S5/15W/50K/STD	15	E26	120	5 000	Frost	80	25 000	1 600	100	Yes	1/100
Trilight												
65613	LED/A19/S2/12W/27K/3WAY/STD	3/9/12	E26	120	2 700	Frost	81	25 000	280/950/1 200	30/70/100	No	6/24
65614	LED/A19/S2/12W/30K/3WAY/STD	3/9/12	E26	120	3 000	Frost	83	25 000	280/950/1 200	30/70/100	No	6/24


Lumen values are derived from photometric testing
 For a complete list of compatible dimmers and ENERGY STAR qualified products, please visit www.standardpro.com



Order code	Description	Watts (W)	Base	Volts (VAC)	Color temp. (K)	Finish	Life L70 (hrs)	Lumen output (lm)	Traditional equivalent (W)	Case qty (inner/master)
A15										
66758	A15/S2/6W/27K/CL/STD	6	E26	120	2 700	Clear	15 000	514	60	24/48
66759	A15/S2/5.5W/27K/FR/STD	5.5	E26	120	2 700	Frost	15 000	496	60	24/48
66760	A15/S2/6W/30K/CL/STD	6	E26	120	3 000	Clear	15 000	592	60	24/48
66761	A15/S2/5.5W/30K/FR/STD	5.5	E26	120	3 000	Frost	15 000	511	60	24/48
66762	A15/S2/5.5W/40K/FR/STD	5.5	E26	120	4 000	Frost	15 000	530	60	24/48
C12										
66763	C12/S2/4.5W/27K/CL/STD	4.5	E26	120	2 700	Clear	15 000	322	40	24/48
66764	C12/S2/4.5W/27K/E12/CL/STD	4.5	E12	120	2 700	Clear	15 000	322	60	24/48
66765	C12/S2/4.5W/27K/E12/FR/STD	4.5	E12	120	2 700	Frost	15 000	331	60	24/48
G16.5										
66766	G16.5/S2/5W/27K/E12/CL/STD	5	E12	120	2 700	Clear	15 000	365	60	24/48
66767	G16.5/S2/5W/27K/E12/FR/STD	5	E12	120	2 700	Frost	15 000	361	60	24/48
G25										
66768	G25/S2/7W/27K/FR/STD	7	E26	120	2 700	Frost	15 000	553	60	24/48
66769	G25/S2/7W/30K/FR/STD	7	E26	120	3 000	Frost	15 000	553	60	24/48

Lumen values are derived from photometric testing
For a complete list of compatible dimmers and ENERGY STAR qualified products, please visit www.standardpro.com





T3 - 78 mm



T3 - 118 mm

Order code	Description	Watts (W)	Base	Volts (VAC)	Color temp. (K)	Finish	Life L70 (hrs)	Lumen output (lm)	Beam angle (°)	Traditional equivalent (W)	Dimming capability (Yes/No)	Case qty (inner/master)
G4												
67093 ^{1 2}	G4/S2/12V/2.3W/30K/STD	2.3	G4	12	3 000	Clear	15 000	230	360	20	Yes	100/1 000
67094 ^{1 2}	G4/S2/12V/2.3W/40K/STD	2.3	G4	12	4 000	Clear	15 000	230	360	20	Yes	100/1 000
G9												
63444 ²	LED/G9/3.5W/27K/STD	3.5	G9	120	2 700	Frost	30 000	210	300	20	Yes	50/500
63445 ²	LED/G9/3.5W/30K/STD	3.5	G9	120	3 000	Frost	30 000	225	300	20	Yes	50/500
63446 ²	LED/G9/3.5W/40K/STD	3.5	G9	120	4 000	Frost	30 000	245	300	20	Yes	50/500
68990	G9/S2/4W/30K/CL/DESIGN/STD	4	JD	120	3 000	Clear	20 000	350	360	40	Yes	100/200
68991	G9/S2/4W/40K/CL/DESIGN/STD	4	JD	120	4 000	Clear	20 000	350	360	40	Yes	100/200
67941 ³	G9HO/S3/5W/30K/CL/STD	5	G9	120	3 000	Clear	15 000	480	360	40	Yes	50/500
67942 ³	G9HO/S3/5W/50K/CL/STD	5	G9	120	5 000	Clear	15 000	480	360	40	Yes	50/500
67943	G9HO/S3/5W/27K/FR/STD	5	G9	120	2 700	Frost	15 000	430	360	35	Yes	50/500
67944	G9HO/S3/5W/30K/FR/STD	5	G9	120	3 000	Frost	15 000	430	360	35	Yes	50/500
67945	G9HO/S3/5W/40K/FR/STD	5	G9	120	4 000	Frost	15 000	430	360	35	Yes	50/500
T3-R7S												
64467	LED/R7S/8W/30K/118/ND/STD	8	R7S	120	3 000	Clear	15 000	650	360	100	No	50/200
69190	R7S/S2/6W/30K/78/STD	6	R7S	120	3 000	Clear	15 000	550	360	40	Yes	50/200
69191	R7S/S2/6W/40K/78/STD	6	R7S	120	4 000	Clear	15 000	580	360	40	Yes	50/200

Lumen values are derived from photometric testing
 For a complete list of compatible dimmers, please visit www.standardpro.com
³ If used in totally enclosed luminaire life hours may be reduced by 50%





LED Fluorescent Replacement

Find the perfect LED alternative for fluorescent lamps while eliminating mercury content from your lighting system. Increased energy efficiency makes these lamps the ideal replacement for any application.

- Quality glass encasing ensures protection against tube yellowing and brittleness.
- LED lamps significantly reduce costly re-lamping charges.
- No start-up time required compared to traditional fluorescent lamps.

LED Ballast bypass – double ended

- Perfect for long term installations; no need to go back and replace the ballast at a later time.
- Best system efficiency; no additional power consumption from the ballast.
- Entirely safe to install; an embedded switch is used to validate connection before locking tube into place. Therefore, power will come through only once it is safely installed, eliminating any risk of electrical shock.
- No need to change sockets; can operate with shunted and non-shunted sockets.



T8 Ballast Bypass
120-277 V



T8 CCT
Selectable



T8 Ballast Bypass
277-347 V



T8 Ballast Bypass
120-347 V

Order code	Description	Watts (W)	Base	Color temp. (K)	CRI	Life L70 (hrs)	Lumen output (lm)	Case qty (master)
T8 Bypass-double ended								
2' 120-277 V								
68426 ¹	T8/S2/9W/840/24/BYP/120-277/ND/STD	9	G13	4 000	82	56 000	1 200	25
3' 120-277 V								
68429	T8/S2/12W/840/36/BYP/120-277/ND/STD	12	G13	4 000	82	56 000	1 500	25
4' 120-277 V								
68431	T8/S2/12.5W/835/48/BYP/120-277/ND/STD	12.5	G13	3 500	82	56 000	1 650	25
68432	T8/S2/12.5W/840/48/BYP/120-277/ND/STD	12.5	G13	4 000	82	56 000	1 750	25
68433 ¹	T8/S2/12.5W/850/48/BYP/120-277/ND/STD	12.5	G13	5 000	82	56 000	1 800	25
68434	T8/S2/15W/835/48/BYP/120-277/ND/STD	15	G13	3 500	82	56 000	2 000	25
68435	T8/S2/15W/840/48/BYP/120-277/ND/STD	15	G13	4 000	82	56 000	2 200	25
68436	T8/S2/15W/850/48/BYP/120-277/ND/STD	15	G13	5 000	82	56 000	2 200	25
4' 120-277 V 5 CCT Selectable								
69194	T8/14W/80/5CCT/48/BYP/120-277/STD	14	G13	3 000/3 500/4 000/5 000/6 500	80	50 000	1 800	25
69195	T8/17W/80/5CCT/48/BYP/120-277/STD	17	G13	3 000/3 500/4 000/5 000/6 500	80	50 000	2 200	25
4' 277-347V								
67377 ²	T8/15W/835/48/BYP/277-347/ND/STD	15	G13	3 500	82	50 000	2 000	25
4' 120-347V								
68437	T8/S2/11.5W/835/48/BYP/120-347/ND/STD	11.5	G13	3 500	82	56 000	1 750	25
68438	T8/S2/11.5W/840/48/BYP/120-347/ND/STD	11.5	G13	4 000	82	56 000	1 800	25
68439	T8/S2/11.5W/850/48/BYP/120-347/ND/STD	11.5	G13	5 000	82	56 000	1 800	25
68441	T8/S2/15W/840/48/BYP/120-347/ND/STD	15	G13	4 000	82	56 000	2 200	25
68442	T8/S2/15W/850/48/BYP/120-347/ND/STD	15	G13	5 000	82	56 000	2 200	25

Order code	Description	Watts (W)	Base	Volts (VAC)	Color temp. (K)	CRI	Life L70 (hrs)	Lumen output (lm)	Case qty (master)
------------	-------------	-----------	------	-------------	-----------------	-----	----------------	-------------------	-------------------

T5 Bypass-double ended

28 W replacement

66995 ¹	T5/13W/835/46/BYP/120-277/ND/STD	13	G5	120-277	3 500	82	50 000	1 600	25
66996 ¹	T5/13W/840/46/BYP/120-277/ND/STD	13	G5	120-277	4 000	82	50 000	1 650	25
66997 ¹	T5/13W/850/46/BYP/120-277/ND/STD	13	G5	120-277	5 000	82	50 000	1 700	25

54 W replacement

66998 ¹	T5/25W/840/46/BYP/120-277/ND/STD	25	G5	120-277	4 000	82	50 000	3 300	25
69148	T5/25W/840/46/BYP/120-347/ND/STD	25	G5	120-347	4 000	83	50 000	3 500	25
69149	T5/25W/850/46/BYP/120-347/ND/STD	25	G5	120-347	5 000	83	50 000	3 500	25
67161 ²	T5/25W/850/46/BYP/277-347/ND/STD	25	G5	277-347	5 000	82	50 000	3 400	25



T5 Ballast
Bypass

Lumen values are derived from photometric testing

For a complete list of compatible ballasts and DLC qualified products, please visit www.standardpro.com

¹ This lamp only operates on ballast bypass installation in 120-277 V applications. Not for use in 347 V direct line voltage applications

² This lamp only operates on ballast bypass installation in 277-347 V application. Not for use in 120 V direct line voltage applications

³ These products comply with UL1598C Standard for LED luminaire Retrofit kits

6
damp
location

non
dimnable

5
yrs
warranty

c
UL
US

UL
CERTIFIED

DLC
LISTED

LED Safety Max™

With the same advantages as regular LED fluorescent replacement lamps, safety coated lamps are shatter resistant to protect employees, production, customers and your business' reputation.

- PTFE coated lamps help to contain broken glass if a lamp is dropped.
- Perfect solution for commercial kitchens, art galleries, museums and schools.



T8 Ballast Bypass 120-347 V SMX™

Order code	Description	Watts (W)	Base	Volts (VAC)	Color temp. (K)	CRI	Life L70 (hrs)	Lumen output (lm)	Case qty (master)
T8 Bypass-double ended Safety Max™									
4' 120-347V									
68448	T8/S2/15W/835/48/BYP/120-347/ND/STD/SMX	15	G13	120-347	3 500	82	50 000	2 100	25
68449	T8/S2/15W/840/48/BYP/120-347/ND/STD/SMX	15	G13	120-347	4 000	82	50 000	2 200	25
68450	T8/S2/15W/850/48/BYP/120-347/ND/STD/SMX	15	G13	120-347	5 000	82	50 000	2 200	25

Lumen values are derived from photometric testing
For a complete list of compatible ballasts and DLC qualified products, please visit www.standardpro.com
This lamp only operates on existing ballast in 120-277/347V application

¹ Not DLC

² LBF= Low ballast factor, NBF= Normal ballast factor, HBF= High ballast factor

³ Contact your sales representative for availabilities and lead times on these products

6
damp
location

5 yrs
warranty



CONFORMS TO NSF/ANSI 2

LED T8 Ballast Compatible

- Plug and play solution for quick and simple installation without any additional wiring needed.
- Compatible with a variety of electronic instant start, rapid start and program start ballasts.



T8
Ballast Compatible

LED T8 Metric Ballast Compatible

- LED T8 metric lamps are specifically designed for the Canadian market.
- Their 46" length makes these tubes perfect for many government building and educational facility fixtures.



T8 Metric
Ballast Compatible

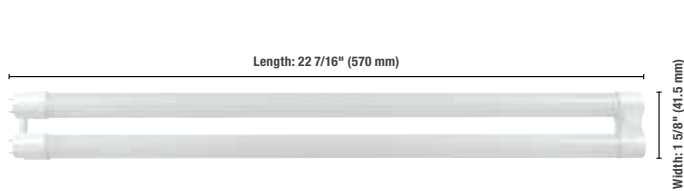
Order code	Description	System watts (W)			Base	Color temp. (K)	CRI	Life L70 (hrs)	Lumen output (lm)			Case qty (master)
		LBF ²	NBF ²	HBF ²					LBF ²	NBF ²	HBF ²	
T8 Ballast compatible												
2'												
65473	LED/T8/S4/9W/840/24/STD	10	12	16	G13	4 000	80	50 000	1 100	1 350	1 800	25
3'												
69296	T8/S5/10W/840/36/STD	-	11.5	-	G13	4 000	82	50 000	-	1 450	-	25
4'												
69297	T8/S5/11W/835/48/STD	-	13	-	G13	3 500	82	50 000	-	1 800	-	25
69298	T8/S5/11W/840/48/STD	-	13	-	G13	4 000	82	50 000	-	1 800	-	25
65474	LED/T8/S4/13W/835/48/STD	14	16	22	G13	3 500	80	50 000	1 550	1 800	2 400	25
65475	LED/T8/S4/13W/840/48/STD	14	16	22	G13	4 000	80	50 000	1 600	1 900	2 450	25
69299	T8/S5/11W/850/48/STD	-	13	-	G13	5 000	82	50 000	-	1 800	-	25
65477	LED/T8/S4/15W/835/48/STD	16	18	26	G13	3 500	80	50 000	1 750	2 000	2 800	25
69301	T8/S5/14W/840/48/STD	-	16	-	G13	4 000	82	50 000	-	2 200	-	25
69302	T8/S5/14W/850/48/STD	-	16	-	G13	5 000	82	50 000	-	2 200	-	25
Metric 46"												
65049 ¹	LED/T8/15W/835/46/METRIC/STD	16	18	26	G13	3 500	83	50 000	1 650	1 850	2 650	25
65050 ¹	LED/T8/15W/840/46/METRIC/STD	16	18	26	G13	4 000	83	50 000	1 700	1 950	2 750	25

Lumen values are derived from photometric testing
For a complete list of compatible ballasts and DLC qualified products, please visit www.standardpro.com
This lamp only operates on existing ballast in 120-277/347V application

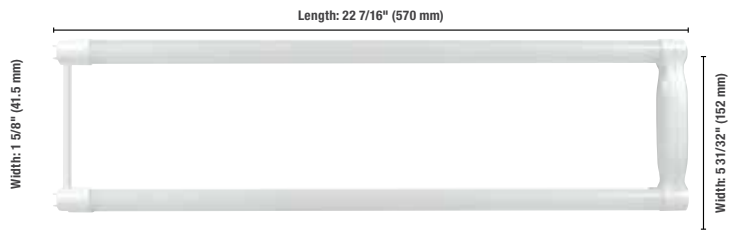
¹ Not DLC

² LBF= Low ballast factor, NBF= Normal ballast factor, HBF= High ballast factor





U-Bent U1



U-Bent U6

Order code	Description	System watts (W)			Base	Color temp. (K)	CRI	Life L70 (hrs)	Lumen output (lm)			Case qty (master)
		LBF ²	NBF ²	HBF ²					LBF ²	NBF ²	HBF ²	
U-Bent												
66985 ³	T8/S2/15W/840/48/U1/ND/STD	16	18	24	G13	4 000	82	50 000	1 980	2 200	2 840	12
66986 ³	T8/S2/11.5W/835/48/U6/ND/STD	13	14	20	G13	3 500	82	50 000	1 570	1 750	2 270	12
66987 ³	T8/S2/11.5W/840/48/U6/ND/STD	13	14	20	G13	4 000	82	50 000	1 620	1 800	2 330	12
66988 ³	T8/S2/15W/840/48/U6/ND/STD	16	18	24	G13	4 000	82	50 000	1 980	2 200	2 840	12



T5 Ballast Compatible

Order code	Description	Watts (W)	Base	Color temp. (K)	CRI	Life L70 (hrs)	Lumen output (lm)	Case qty (master)
T5 Ballast Compatible								
28 W replacement								
66992 ³	T5/13W/835/46/STD	13	G5	3 500	82	50 000	1 800	25
66993 ³	T5/13W/840/46/STD	13	G5	4 000	82	50 000	1 850	25
66994 ³	T5/13W/850/46/STD	13	G5	5 000	82	50 000	1 900	25
54 W replacement								
69315	T5/S3/25W/840/46/STD/SMX	25	G5	4 000	82	50 000	3 500	25
65481	LED/T5/S2/25.5W/850/46/STD/SMX	25.5	G5	5 000	>80	50 000	3 150	25
65482 ¹	LED/T5/S2/25.5W/865/46/STD/SMX	25.5	G5	6 500	>80	50 000	3 200	25

Lumen values are derived from photometric testing
 For a complete list of compatible ballasts and DLC qualified products, please visit www.standardpro.com
 This lamp only operates on existing ballast in 120-277/347V application

¹ Not DLC
² LBF= Low ballast factor, NBF= Normal ballast factor, HBF= High ballast factor
³ Not safety max coated, glass tube only



CONFORMS TO NSF/ANSI 2

LED Safety Max™

With the same advantages as regular LED fluorescent replacement lamps, safety coated lamps are shatter resistant to protect employees, production, customers and your business' reputation.

- PTFE coated lamps help to contain broken glass if a lamp is dropped.
- All lamps are NSF rated for food equipment safety.
- Perfect solution for commercial kitchens, art galleries, museums and schools.



T8 Ballast Compatible Safety Max™

Order code	Description	System watts (W)			Base	Color temp. (K)	CRI	Life L70 (hrs)	Lumen output (lm)			Case qty (master)
		LBF ²	NBF ²	HBF ²					LBF ²	NBF ²	HBF ²	
T8 2'												
69303	T8/S5/8W/830/24/STD/SMX	-	10	-	G13	3 000	82	50 000	-	1 250	-	25
65506	LED/T8/S3/9W/840/24/STD/SMX	10	12	16	G13	4 000	80	50 000	1 000	1 200	1 600	25
T8 3'												
67001	LED/T8/S4/11W/835/36/STD/SMX	12	14	20	G13	3 500	82	50 000	1 450	1 600	2 200	25
67002	LED/T8/S4/11W/840/36/STD/SMX	12	14	20	G13	4 000	82	50 000	1 450	1 625	2 250	25
T8 4'												
65507 ³	LED/T8/S4/13W/830/48/STD/SMX	12	16	23	G13	3 000	80	50 000	1 400	1 750	2 300	25
65508 ³	LED/T8/S4/13W/835/48/STD/SMX	12	16	23	G13	3 500	80	50 000	1 450	1 800	2 350	25
69309 ³	T8/S5/11W/840/48/STD/SMX	-	13	-	G13	4 000	82	50 000	-	1 800	-	25
65510 ³	LED/T8/S4/13W/850/48/STD/SMX	12	16	23	G13	5 000	80	50 000	1 600	2 000	2 700	25
65511	LED/T8/S4/15W/830/48/STD/SMX	14	18	25	G13	3 000	80	50 000	1 550	1 950	2 650	25
69312	T8/S5/14W/835/48/STD/SMX	-	16	-	G13	3 500	82	50 000	-	2 200	-	25
69313	T8/S5/14W/840/48/STD/SMX	-	16	-	G13	4 000	82	50 000	-	2 200	-	25
69314	T8/S5/14W/850/48/STD/SMX	-	16	-	G13	5 000	82	50 000	-	2 200	-	25

Lumen values are derived from photometric testing
For a complete list of compatible ballasts and DLC qualified products, please visit www.standardpro.com
This lamp only operates on existing ballast in 120-277/347V application

¹ Not DLC

² LBF= Low ballast factor, NBF= Normal ballast factor, HBF= High ballast factor


³ Contact your sales representative for availabilities and lead times on these products

6
damp
location

5
yrs
warranty



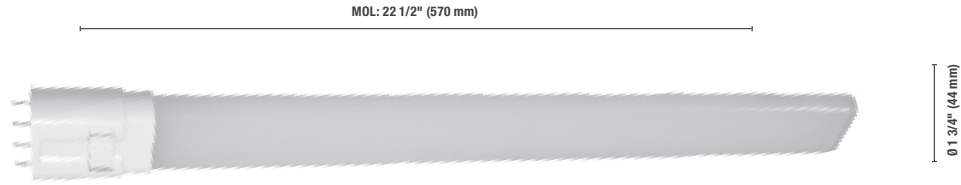
CONFORMS TO NSF/ANSI 2




LED CFL Replacement

LED lamps are the ideal solution to replace plug-in compact fluorescent lamps and are just as easy to install. These LED lamps are available in 2-pin and 4-pin, as well as in horizontal and vertical models.

They are perfect for use in commercial buildings, hotels and offices by providing an eco-friendly and cost saving alternative to any ceiling fixture, recessed can, downlight or sconce.




Horizontal 3 CCT



2G11



Horizontal



2G11

Order code	Description	Watts (W)	Base	Color temp. (K)	CRI	Life L70 (hrs)	Lumen output (lm)	Traditional equivalent (W) CFL	Operating position	Case qty (master)
PLL										
Electronic ballast compatible installation										
65603 ¹	LED/PLL/19W/35K/2G11/ND/STD	19	2G11	3 500	83	50 000	1 900	40	Horizontal	30
65604 ¹	LED/PLL/19W/40K/2G11/ND/STD	19	2G11	4 000	83	50 000	2 000	40	Horizontal	30
PLL - CCT Selectable										
69382	PLL/S2/19W/3CCT/2G11/ND/STD	19	2G11	3 500/4 000/5 000	83	50 000	2 650/2 750/2 700	40	Horizontal	30

¹Lumen values are derived from photometric testing
¹This lamp only operates on electronic ballasts in 120-277/347 V applications





Vertical
Horizontal



Vertical
Horizontal
3 CCT



Horizontal



Horizontal



Vertical



Order code	Description	Watts (W)	Base*	Color temp. (K)	CRI	Life L70 (hrs)	Lumen output (lm)	Traditional equivalent (W) CFL	Operating position	Case qty (inner/master)
------------	-------------	-----------	-------	-----------------	-----	----------------	-------------------	--------------------------------	--------------------	-------------------------

PL 2-pins

Dual installation: Ballast compatible or bypass

65366 ¹	LED/PLV-H/6W/TT/27K/GX23/ND/STD	6	GX23	2 700	83	50 000	525	13	Vertical-Horizontal	1/20
65371 ¹	LED/PLH/6W/DTT/27K/GX23/ND/STD	6	GX23	2 700	83	50 000	500	13	Horizontal	10/50
65372 ¹	LED/PLH/6W/DTT/40K/GX23/ND/STD	6	GX23	4 000	83	50 000	525	13	Horizontal	10/50
64898 ¹	LED/PLVL/11W/27K/2P/ND/STD	11	G24d	2 700	82	50 000	947	18/26	Vertical	10/50
64899 ¹	LED/PLH/11W/27K/2P/ND/STD	11	G24d	2 700	82	50 000	962	18/26	Horizontal	10/50
64478 ¹	LED/PLVL/11W/40K/2P/ND/STD	11	G24d	4 000	84	50 000	1 144	18/26	Vertical	10/50
64479 ¹	LED/PLH/11W/40K/2P/ND/STD	11	G24d	4 000	85	50 000	1 132	18/26	Horizontal	10/50

PL 2-pins - CCT Selectable

69383	PLV-H/S2/6W/TT/3CCT/GX23/ND/STD	6	GX23	2 700/3 000/3 500	83	50 000	600/650/625	13	Vertical-Horizontal	1/20
69384	PLV-H/S2/6W/TT/3CCT1/GX23/ND/STD	6	GX23	3 000/4 000/5 000	83	50 000	615/675/650	13	Vertical-Horizontal	1/20

*LED PL Bases Replacement for CFL bases

GX23	GX23, GX23-2
G24d	G24d-2, G24d-3

NOTE: These LED lamps are a direct replacement for the CFL bases listed above. However, the base compatibility of these LED lamps is not limited to the CFL bases mentioned above.

Lumen values are derived from photometric testing
¹This lamp only operates on magnetic ballasts or ballast bypass in 120-277V applications
 Not for use in 347V direct line voltage applications



Ø 1 13/32" (35.5 mm)



MO.L: 5 1/2" (139.5 mm)

Horizontal
6 W



G24q

Ø 1 3/8" (35 mm)



MO.L: 5 1/2" (139 mm)

Horizontal
6 W
5 CCT



G24q

Ø 1 5/8" (41 mm)



MO.L: 5 3/16" (132 mm)

Horizontal
13 W



G24q

Ø 1 5/8" (41 mm)



MO.L: 5 7/8" (150 mm)

Horizontal
9 W
3 CCT



G24q

Ø 2 1/8" (54 mm)



MO.L: 4 3/4" (119 mm)

Vertical
9 W
3 CCT



G24q

Ø 2 1/8" (54 mm)



MO.L: 4 21/32" (118.5 mm)

Vertical
13 W



G24q

Order code	Description	Bare lamp watts (W)	System watts (W)	Base*	Color temp. (K)	CRI	Life L70 (hrs)	Lumen output (lm)	Traditional equivalent (W) CFL	Operating position	Case qty (inner/master)
------------	-------------	---------------------	------------------	-------	-----------------	-----	----------------	-------------------	--------------------------------	--------------------	-------------------------

PL 4-pins

Ballast bypass installation

65368 ^{1,3}	LED/PLH/6W/DTT/30K/G24q/ND/STD	6	-	G24q	3 000	83	50 000	525	13	Horizontal	10/50
65369 ^{1,3}	LED/PLH/6W/DTT/35K/G24q/ND/STD	6	-	G24q	3 500	83	50 000	500	13	Horizontal	10/50

Electronic ballast compatible installation

64470 ²	LED/PLVL/9W/27K/4P/ND/STD	9	13	G24q	2 700	81	50 000	997	18/26	Vertical	10/50
64473 ²	LED/PLH/9W/30K/4P/ND/STD	9	13	G24q	3 000	81	50 000	1 027	18/26	Horizontal	10/50
64475 ²	LED/PLH/9W/35K/4P/ND/STD	9	13	G24q	3 500	80	50 000	1 118	18/26	Horizontal	10/50
64476 ²	LED/PLVL/9W/40K/4P/ND/STD	9	13	G24q	4 000	84	50 000	1 166	18/26	Vertical	10/50

PL 4-pins - CCT Selectable

69602	PLH/S2/6W/5CCT/G24q/ND/STD	6	N/A	G24q	2 700/3 000/3 500/4 000/5 000	83	50 000	550/575/600/625/625	13	Horizontal	10/50
69386	PLVL/S2/9W/3CCT/4P/ND/STD	9	11	G24q	3 000/3 500/4 000	83	50 000	1 025/1 100/1 050	13/18/26	Vertical	10/50
69387	PLH/S2/9W/3CCT/4P/ND/STD	9	11	G24q	3 000/3 500/4 000	83	50 000	1 025/1 100/1 050	13/18/26	Horizontal	10/50

*LED PL Bases Replacement for CFL bases

G24q-6W	G24q-1, GX24q-1
G24q-13W	G24q-2, G24q-3, GX24q-2, GX24q-3

NOTE: These LED lamps are a direct replacement for the CFL bases listed above. However, the base compatibility of these LED lamps is not limited to the CFL bases mentioned above.

Lumen values are derived from photometric testing
¹ This lamp only operates on ballast bypass installation in 120-277V applications
 Not for use in 347V direct line voltage applications





LED High Intensity

Our high intensity LED lamps are an easy, cost saving retrofit solution that can replace up to 400 W HID lamps. With different color temperatures, wattages and base options, they are the perfect replacement for HID lamps. These LED retrofits are ideal for many applications such as churches, area lighting and industrial lighting.

No need for a time consuming fixture replacement, simply bypass the ballast and screw the lamp in. The ballast bypass is the best option for long term installations since it prevents the need to go back and replace the ballast at a later time, making it ideal for hard to reach spaces.



Durable heat sink design with silent integrated fan and safety cable included

Order code	Description	Watts (W)	Base	Volts (VAC)	Color temp. (K)	CRI	Life L70 (hrs)	Lumen output (lm)	Bare lamp lumen (lm)	Operating position	Case qty (master)
High Bay Retrofit 100-277 V											
67048 ¹	CRNHB/150W/40K/BYP/100-277/ND/EX39/STD	150	EX39	100-277	4 000	80	50 000	17 195	21 000	Vertical	4
67049 ¹	CRNHB/150W/50K/BYP/100-277/ND/EX39/STD	150	EX39	100-277	5 000	80	50 000	17 929	21 000	Vertical	4

Lumen values are derived from photometric testing
¹ A safety cable is included with this lamp to secure its installation in the fixture
 Make sure to use this cable when installing the lamp to prevent the lamp from falling down





LED chips mounted on top
for a 360° light output



22 W



36 W



54 W

Order code	Description	Watts (W)	Base	Volts (VAC)	Color temp. (K)	CRI	Life L70 (hrs)	Lumen output (lm)	Operating position	Case qty (master)
360° 120-277 V										
67794	CRN/S2/22W/30K/BYP/120-277/ND/E26/STD	22	E26	120-277	3 000	80	50 000	2 579	Vertical	24
67795	CRN/S2/22W/40K/BYP/120-277/ND/E26/STD	22	E26	120-277	4 000	80	50 000	2 812	Vertical	24
67796	CRN/S2/22W/50K/BYP/120-277/ND/E26/STD	22	E26	120-277	5 000	80	50 000	2 668	Vertical	24
360° 120-347 V										
67923	CRN/S3/36W/30K/BYP/120-347/ND/E26/STD	36	E26	120-347	3 000	80	50 000	5 200	Vertical	12

Lumen values are derived from photometric testing

6
damp
location

enclosed
fixture


non
dimable

5 yrs
warranty

UL
CERTIFIED

DLC
LISTED





Order code	Description	Watts (W)	Base	Volts (VAC)	Color temp. (K)	CRI	Life L70 (hrs)	Lumen output (lm)	Operating position	Case qty (master)
360° 120-347 V CCT & Power Select										
69421	CRN/PS120W/3CCT/BYP/120-347/EX39/STD	80/100/120	EX39	120-347	3 000/4 000/5 000	80	50 000	8 565 - 12 545	Vertical	9
360° 120-277 V CCT & Power Select										
69124	CRN/PS36W/3CCT/BYP/120-277/E26/STD	18/27/36	E26	120-277	3 000/4 000/5 000	80	50 000	5 220	Vertical/Horizontal	12
69125 ¹	CRN/PS60W/2CCT/BYP/120-277/EX39/STD	42/60	EX39	120-277	4 000/5 000	80	50 000	5 376/7 659	Vertical/Horizontal	12
69127 ¹	CRN/PS100W/2CCT/BYP/120-277/EX39/STD	70/100	EX39	120-277	4 000/5 000	80	50 000	8 400/11 746	Vertical	6
69128 ¹	CRN/PS120W/2CCT/BYP/120-277/EX39/STD	84/120	EX39	120-277	4 000/5 000	80	50 000	10 248/14 404	Vertical	6


Accessories

Order code	Description	Compatible with
69167	Accessory photocell PIR sensor	69124




Lumen values are derived from photometric testing

 damp location
  enclosed fixture
  non-dimmable
  5 yrs warranty
  UL CERTIFIED
  DLC LISTED




40 W - E26



60 W

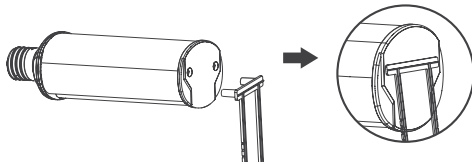


Heat sink designed for optimized heat dissipation

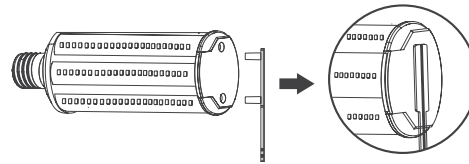


20/30/40 W - E39

Order code	Description	Watts (W)	Base	Volts (VAC)	Color temp. (K)	CRI	Life L70 (hrs)	Lumen output (lm)	Bare lamp lumen (lm)	Operating position	Case qty (master)
180° 100-277 V											
67052 ¹	CRN180/40W/40K/BYP/100-277V/ND/E26/STD	40	E26	100-277	4 000	80	50 000	3 706	6 000	Horizontal	12
67054 ¹	CRN180/60W/40K/BYP/100-277V/ND/E39/STD	60	E39	100-277	4 000	80	50 000	5 658	9 000	Horizontal	12
180° 100-277 V CCT & Power Select											
69130 ^{1,2,3}	CRN180/PS40W/3CCT/BYP/120-277/E39/STD	20/30/40	E39	100-277	3 000/4 000/5 000	80	50 000	6 400	6 400	Vertical	12



Face down installation



Face out installation

Traditional Equivalent

LED	CFL	Incandescent	HID
22 W	32 W - 40 W	150 W - 200 W	50 W - 75 W
36 W - 40 W	55 W - 65 W	300 W	100 W - 150 W
54 W - 60 W	85 W - 105 W	500 W	150 W - 200 W
100 W	-	-	200 W - 250 W
120 W	-	-	250 W
150 W	-	-	400 W

Accessories

Order code	Description
10985	Mogul to Medium socket adaptor
10587	Mogul to Mogul socket extension

Lumen values are derived from photometric testing
¹ Two lamp support accessories are included with this lamp to reduce weight on the socket and secure its installation in the fixture





A & PS High Intensity



A21 18 W 120 V



A21 20 W 120-277 V



PS30 36W 120-277 V

Order code	Description	Watts (W)	Base	Volts (VAC)	Color temp. (K)	CRI	Beam angle (°)	Life L70 (hrs)	Lumen output (lm)	Case qty (master)
A21 120 V										
68920	A21HO/18W/30K/120/STD	18	E26	120	3 000	90	220	25 000	2 000	12
68921	A21HO/18W/40K/120/STD	18	E26	120	4 000	90	220	25 000	2 000	12
68922	A21HO/18W/50K/120/STD	18	E26	120	5 000	90	220	25 000	2 000	12
A21 120-277 V										
69003	A21HO/20W/30K/120-277/ND/STD	20	E26	120-277	3 000	80	260	25 000	2 600	12
69004	A21HO/20W/40K/120-277/ND/STD	20	E26	120-277	4 000	80	260	25 000	2 600	12
69005	A21HO/20W/50K/120-277/ND/STD	20	E26	120-277	5 000	80	260	25 000	2 600	12
PS30 120-277 V										
68926 ¹	PS30/36W/40K/120-277/EX39/STD	36	EX39	120-277	4 000	80	270	50 000	4 500	6
68927 ¹	PS30/36W/50K/120-277/EX39/STD	36	Ex39	120-277	5 000	80	270	50 000	4 500	6

Traditional Equivalent

LED	CFL	Incandescent	HID
18 W	32 W	150 W	50 W
20 W	32 W - 40 W	150 W - 200W	50 W - 75 W
36 W	55 W	300 W	100 W

Lumen values are derived from photometric testing





LED Ambiance Amber

Ambiance Amber LED lamps deliver warm lighting, creating a comfortable and cozy atmosphere. These lamps offer comfort and style while minimizing energy and maintenance costs when compared to incandescent equivalents. Completely dimmable, they allow the user to create a desired mood for any application.

Combine Ambiance Amber LED lamps with LED filament lamps victorian style for a complete lighting effect!



A19


Order code	Description	Watts (W)	Base	Volts (VAC)	Color temp. (K)	Life L70 (hrs)	Lumen output (lm)	Beam angle (°)	Traditional equivalent (W)	Case qty (inner/master)
A19 Omni										
62895	LED/OMNI/10W/D/STD/GRY/AMB	10	E26	120	2 400	25 000	750	215	60	6/48

Lumen values are derived from photometric testing
For a complete list of compatible dimmers, please visit www.standardpro.com





LED Colored



Red

Yellow

Available in four vibrant colors, these Omni A19 LED lamps will bring life to any decor! They are suitable for multiple applications, such as reception halls, arcades and special events. They are also equipped with a frosted finish that renders a diffused and inviting light.

Colored LED lamps are the perfect solution to create a fun and cheerful setting while being an energy efficient solution.



Green

Blue

Order code	Description	Watts (W)	Base	Volts (VAC)	Color	Finish	Life L70 (hrs)	Beam angle (°)	Case qty (inner/master)
A19 Omni									
64652	LED/OMNI/2.5W/RED/ND/STD	2.5	E26	120	Red	Frost	25 000	220	6/48
64653	LED/OMNI/2.5W/YELLOW/ND/STD	2.5	E26	120	Yellow	Frost	25 000	220	6/48
64654	LED/OMNI/2.5W/GREEN/ND/STD	2.5	E26	120	Green	Frost	25 000	220	6/48
64655	LED/OMNI/2.5W/BLUE/ND/STD	2.5	E26	120	Blue	Frost	25 000	220	6/48






LED String Light and Decorative Lamps

These commercial grade decorative LED lamps are an energy efficient, durable, low maintenance solution for all lighting effects. They are perfect for seasonal decorating or for brightening spaces all year round. Consider lighting gardens, trees and fences to create a beautiful and festive display. Available in a variety of brilliant colors and styles, these lamps are safe and cool to the touch.

The LED cord set can connect up to 1 000 LED retrofit lamps on one continuous string set.



LED Decorative



C7



G11



S14 S1



S14 S2

Order code	Description	Watts (W)	Base	Volts (VAC)	Color	No. of diodes	Life L70 (hrs)	Case qty (master)
C7								
59395	LED/C7/R/60M/E12/STD	0.37	E12	100-130	Red	3	60 000	1 000
59396	LED/C7/A/60M/E12/STD	0.37	E12	100-130	Amber	3	60 000	1 000
59397	LED/C7/B/60M/E12/STD	0.37	E12	100-130	Blue	3	60 000	1 000
59398	LED/C7/GR/60M/E12/STD	0.37	E12	100-130	Green	3	60 000	1 000
59399	LED/C7/CW/60M/E12/STD	0.37	E12	100-130	Cool white	3	60 000	1 000
59400	LED/C7/WW/60M/E12/STD	0.37	E12	100-130	Warm white	3	60 000	1 000
68839	LED/C7/S2/CW/60M/E12/STD	0.58	E12	100-130	Cool White	2	60 000	1 000
G11								
59406	LED/G11/R/60M/E26/STD	0.96	E26	100-130	Red	10	60 000	250
59407	LED/G11/A/60M/E26/STD	0.96	E26	100-130	Amber	10	60 000	500
59408	LED/G11/O/60M/E26/STD	0.96	E26	100-130	Orange	10	60 000	250
59409	LED/G11/B/60M/E26/STD	0.96	E26	100-130	Blue	10	60 000	250
59410	LED/G11/G/60M/E26/STD	0.96	E26	100-130	Green	10	60 000	250
59411	LED/G11/WW/60M/E26/STD	0.96	E26	100-130	Warm white	10	60 000	250
59588	LED/G11/CW/60M/E26/STD	0.96	E26	100-130	Cool white	10	60 000	250
S14								
59412	LED/S14/R/60M/E26/STD	0.96	E26	100-130	Red	10	60 000	250
59413	LED/S14/A/60M/E26/STD	0.96	E26	100-130	Amber	10	60 000	250
59414	LED/S14/O/60M/E26/STD	0.96	E26	100-130	Orange	10	60 000	500
59415	LED/S14/B/60M/E26/STD	0.96	E26	100-130	Blue	10	60 000	500
59416	LED/S14/G/60M/E26/STD	0.96	E26	100-130	Green	10	60 000	250
68849	LED/S14/S2/CW/60M/E26/STD	0.8	E26	100-130	Cool white	5	60 000	250
59418	LED/S14/WW/60M/E26/STD	0.96	E26	100-130	Warm white	10	60 000	250





Order code	Description	Watts (W)	Base	Volts (VAC)	Color	No. of diodes	Life L70 (hrs)	Case qty (master)
C9								
68842 ³	LED/C9/S2/R/60M/E17/STD	0.58	E17	100-130	Red	3	60 000	500
68843 ³	LED/C9/S2/A/60M/E17/STD	0.58	E17	100-130	Amber	3	60 000	500
68844 ³	LED/C9/S2/B/60M/E17/STD	0.58	E17	100-130	Blue	3	60 000	500
68845 ³	LED/C9/S2/GR/60M/E17/STD	0.58	E17	100-130	Green	3	60 000	500
68846 ³	LED/C9/S2/CW/60M/E17/STD	0.58	E17	100-130	Cool white	3	60 000	500
68841 ³	LED/C9/S2/WW/60M/E17/STD	0.58	E17	100-130	Warm white	3	60 000	500

String lights & Accesories



1 000' String Light (E17)



25' String Light (E17)



Female Receptacle



Male Plug

Order code	Description	Color	Base	Spacing between sockets (in.) (mm)		Length (ft) (m)		Case qty (master)
String Light								
59606 ¹	E17/1000'SPOOL WITH 12" SPACING/GREEN	Dark green	E17	12	305	1 000	304.8	1
60082	E17/25' CORD 12IN SPACING/GREEN	Dark green	E17	12	305	25	7.62	1
69103	E12/100FT SPOOL WITH 12IN SPACING/GREEN	Dark green	E12	12	305	100	30.48	1
Accessories								
60064 ²	LED/FEMALE RECEPT/GREEN/SLIDEON/STD	Dark green	-	-	-	-	-	50
60065 ²	LED/MALE PLUG/GREEN/SLIDEON/STD	Dark green	-	-	-	-	-	50

¹ Does not include male plug and female receptacle
² Does not include the power cord
 Warning: Cutting the spooled cord sets voids CSA rating







LED Miniature

LED miniature lamps are suitable for such applications as utility displays, industrial equipment, radio and television broadcast equipment, telephone equipment, elevator controls, power plants as well as many others. Long-life, lower power usage, vibration and shock resistance make these LED lamps ideal for any industry. For optimal brightness and saturation, select the LED color closest to the shade of the lens or diffuser the lamp will be used"

- LED lamps come with both a built in resistor and a rectifier diode. This allows for bi-polar function and operates in sockets wired in any polarity
- Up to 90% more energy efficient than incandescent lamps
- Unbreakable
- Wide angle
- Reduced maintenance cost



T-3 1/4 - 7 Cluster




T-3 1/4 - Single chip

Order code	Description	Shape	Base	Volts (VAC)	Color	Life L70 (hrs)
T-3 1/4 - 7 Cluster (24-28 V, 48 V, 120 V)						
62061	LED/WH/T31/4/MB/7CLUSTER/24V-28V	T-3 1/4	Miniature bayonet (BA9s)	24-28	White	100 000
62062	LED/WH/T31/4/7CLUSTER/48V	T-3 1/4	Miniature bayonet (BA9s)	48	White	100 000
62066	LED/R/T31/4/MB/7CLUSTER/120V	T-3 1/4	Miniature bayonet (BA9s)	120	Red	100 000
62067	LED/WH/T31/4/MB/7CLUSTER/120V	T-3 1/4	Miniature bayonet (BA9s)	120	White	100 000
T-3 1/4 - Single chip (6 V, 12-14 V, 24-28 V)						
62028	LED/A/T31/4/MB/6V	T-3 1/4	Miniature bayonet (BA9s)	6	Amber	100 000
62031	LED/B/T31/4/MB/6V	T-3 1/4	Miniature bayonet (BA9s)	6	Blue	100 000
62034	LED/G/T31/4/MB/6V	T-3 1/4	Miniature bayonet (BA9s)	6	Green	100 000
62037	LED/R/T31/4/MB/6V	T-3 1/4	Miniature bayonet (BA9s)	6	Red	100 000
61974	LED/WH/T31/4/MB/6V	T-3 1/4	Miniature bayonet (BA9s)	6	White	100 000
62029	LED/A/T31/4/MB/12V-14V	T-3 1/4	Miniature bayonet (BA9s)	12-14	Amber	100 000
62032	LED/B/T31/4/MB/12V-14V	T-3 1/4	Miniature bayonet (BA9s)	12-14	Blue	100 000
62038	LED/R/T31/4/MB/12V-14V	T-3 1/4	Miniature bayonet (BA9s)	12-14	Red	100 000
62040	LED/WH/T31/4/MB/12V-14V	T-3 1/4	Miniature bayonet (BA9s)	12-14	White	100 000
62030	LED/A/T31/4/MB/24V-28V	T-3 1/4	Miniature bayonet (BA9s)	24-28	Amber	100 000
62033	LED/B/T31/4/MB/24V-28V	T-3 1/4	Miniature bayonet (BA9s)	24-28	Blue	100 000
62036	LED/G/T31/4/MB/24V-28V	T-3 1/4	Miniature bayonet (BA9s)	24-28	Green	100 000
62039	LED/R/T31/4/MB/24V-28V	T-3 1/4	Miniature bayonet (BA9s)	24-28	Red	100 000
61970	LED/WH/T31/4/MB/24V-28V	T-3 1/4	Miniature bayonet (BA9s)	24-28	White	100 000
T-3 1/4 - Single chip (48 V, 60 V, 120 V)						
62047	LED/B/T31/4/MB/48V	T-3 1/4	Miniature bayonet (BA9s)	48	Blue	100 000
62050	LED/G/T31/4/MB/48V	T-3 1/4	Miniature bayonet (BA9s)	48	Green	100 000
62052	LED/R/T31/4MB/48V	T-3 1/4	Miniature bayonet (BA9s)	48	Red	100 000
62055	LED/WH/T31/4MB/48V	T-3 1/4	Miniature bayonet (BA9s)	48	White	100 000
62045	LED/A/T31/4/MB/60V	T-3 1/4	Miniature bayonet (BA9s)	60	Amber	100 000
62048	LED/B/T31/4/MB/60V	T-3 1/4	Miniature bayonet (BA9s)	60	Blue	100 000
62051	LED/G/T31/4/MB/60V	T-3 1/4	Miniature bayonet (BA9s)	60	Green	100 000
62053	LED/R/T31/4/MB/60V	T-3 1/4	Miniature bayonet (BA9s)	60	Red	100 000
62056	LED/WH/T31/4/MB/60V	T-3 1/4	Miniature bayonet (BA9s)	60	White	100 000
62046	LED/A/T31/4/MB/120V	T-3 1/4	Miniature bayonet (BA9s)	120	Amber	100 000
62049	LED/B/T31/4/MB/120V	T-3 1/4	Miniature bayonet (BA9s)	120	Blue	100 000
62024	LED/G/T31/4/MB/120V	T-3 1/4	Miniature bayonet (BA9s)	120	Green	100 000
62054	LED/R/T31/4MB/120V	T-3 1/4	Miniature bayonet (BA9s)	120	Red	100 000
62057	LED/WH/T31/4MB/120V	T-3 1/4	Miniature bayonet (BA9s)	120	White	100 000

*All colors are available upon request





Order code	Description	Shape	Base	Volts (VAC)	Color	Life L70 (hrs)
T-2 - Single chip flat top (6 V, 12 V, 24-28 V)						
62078	LED/A/T2/PSB/6V	T-2	Telephone slide #5	6	Amber	100 000
62081	LED/G/T2/PSB/6V	T-2	Telephone slide #5	6	Green	100 000
62084	LED/R/T2/PSB/6V	T-2	Telephone slide #5	6	Red	100 000
62087	LED/WH/T2/PSB/6V	T-2	Telephone slide #5	6	White	100 000
62079	LED/A/T2/PSB/12V	T-2	Telephone slide #5	12	Amber	100 000
62082	LED/G/T2/PSB/12V	T-2	Telephone slide #5	12	Green	100 000
62088	LED/WH/T2/PSB/12V	T-2	Telephone slide #5	12	White	100 000
62080	LED/A/T2/PSB/24V-28V	T-2	Telephone slide #5	24-28	Amber	100 000
62083	LED/G/T2/PSB/24V-28V	T-2	Telephone slide #5	24-28	Green	100 000
62086	LED/R/T2/PSB/24V-28V	T-2	Telephone slide #5	24-28	Red	100 000
62089	LED/WH/T2/PSB/24V-28V	T-2	Telephone slide #5	24-28	White	100 000
T-2 - Single chip flat top (48 V, 60 V, 120 V)						
62090	LED/B/T2/PSB/48V	T-2	Telephone slide #5	48	Blue	100 000
62093	LED/G/T2/PSB/48V	T-2	Telephone slide #5	48	Green	100 000
62096	LED/R/T2/PSB/48V	T-2	Telephone slide #5	48	Red	100 000
62099	LED/WH/T2/PSB/48V	T-2	Telephone slide #5	48	White	100 000
62091	LED/B/T2/PSB/60V	T-2	Telephone slide #5	60	Blue	100 000
62094	LED/G/T2/PSB/60V	T-2	Telephone slide #5	60	Green	100 000
62097	LED/R/T2/PSB/60V	T-2	Telephone slide #5	60	Red	100 000
62100	LED/WH/T2/PSB/60V	T-2	Telephone slide #5	60	White	100 000
62092	LED/B/T2/PSB/120V	T-2	Telephone slide #5	120	Blue	100 000
62095	LED/G/T2/PSB/120V	T-2	Telephone slide #5	120	Green	100 000
62098	LED/R/T2/PSB/120V	T-2	Telephone slide #5	120	Red	100 000





Order code	Description	Shape	Base	Volts (VAC)	Color	Life L70 (hrs)
T-1 3/4 - Single chip flat top (6 V, 12 V, 28 V)						
62069	LED/A/T13/4/MF/6V	T-1 3/4	Midget Flange F6	6	Amber	100 000
62072	LED/G/T13/4/MF/6V	T-1 3/4	Midget Flange F6	6	Green	100 000
62075	LED/WH/T13/4/MF/6V	T-1 3/4	Midget Flange F6	6	White	100 000
62070	LED/A/T13/4/MF/12V	T-1 3/4	Midget Flange F6	12	Amber	100 000
62073	LED/G/T13/4/MF/12V	T-1 3/4	Midget Flange F6	12	Green	100 000
62076	LED/WH/T13/4/MF/12V	T-1 3/4	Midget Flange F6	12	White	100 000
62071	LED/A/T13/4/MF/28V	T-1 3/4	Midget Flange F6	28	Amber	100 000
62074	LED/G/T13/4/MF/28V	T-1 3/4	Midget Flange F6	28	Green	100 000
62077	LED/WH/T13/4/MF/28V	T-1 3/4	Midget Flange F6	28	White	100 000



Order code	Description	Shape	Base	Volts (VAC)	Color	Life L70 (hrs)
T-1 3/4 - Single chip flat top (6 V, 12 V, 28 V)						
62105	LED/A/T13/4/MG/6V	T-1 3/4	Midget Groove	6	Amber	100 000
62108	LED/G/T13/4/MG/6V	T-1 3/4	Midget Groove	6	Green	100 000
62111	LED/R/T13/4/MG/6V	T-1 3/4	Midget Groove	6	Red	100 000
62102	LED/WH/T13/4/MG/6V	T-1 3/4	Midget Groove	6	White	100 000
62106	LED/A/T13/4/MG/12V	T-1 3/4	Midget Groove	12	Amber	100 000
62109	LED/G/T13/4/MG/12V	T-1 3/4	Midget Groove	12	Green	100 000
62112	LED/R/T13/4/MG/12V	T-1 3/4	Midget Groove	12	Red	100 000
62103	LED/WH/T13/4/MG/12V	T-1 3/4	Midget Groove	12	White	100 000
62107	LED/A/T13/4/MG/28V	T-1 3/4	Midget Groove	28	Amber	100 000
62110	LED/G/T13/4/MG/28V	T-1 3/4	Midget Groove	28	Green	100 000
62113	LED/R/T13/4/MG/28V	T-1 3/4	Midget Groove	28	Red	100 000
62104	LED/WH/T13/4/MG/28V	T-1 3/4	Midget Groove	28	White	100 000





Order code	Description	Shape	Base	Volts (VAC)	Color	Life L70 (hrs)
T-1 3/4 - Single chip flat top (6 V, 12 V, 28 V)						
62114	LED/G/T13/4WB/6V	T-1 3/4	Wedge	6	Green	100 000
62117	LED/R/T13/4WB/6V	T-1 3/4	Wedge	6	Red	100 000
62120	LED/WH/T13/4WB/6V	T-1 3/4	Wedge	6	White	100 000
62115	LED/G/T13/4WB/12V	T-1 3/4	Wedge	12	Green	100 000
62118	LED/R/T13/4WB/12V	T-1 3/4	Wedge	12	Red	100 000
62121	LED/WH/T13/4WB/12V	T-1 3/4	Wedge	12	White	100 000
62116	LED/G/T13/4WB/28V	T-1 3/4	Wedge	28	Green	100 000
62119	LED/R/T13/4WB/28V	T-1 3/4	Wedge	28	Red	100 000
62122	LED/WH/T13/4WB/28V	T-1 3/4	Wedge	28	White	100 000



Order code	Description	Shape	Base	Volts (VAC)	Color	Life L70 (hrs)
T-3 1/4 - Single chip dome top (6 V, 12 V, 28 V)						
62123	LED/A/T31/4/WB/6V	T-3 1/4	Wedge	6	Amber	100 000
62126	LED/G/T31/4/WB/6V	T-3 1/4	Wedge	6	Green	100 000
62132	LED/WH/T31/4/WB/6V	T-3 1/4	Wedge	6	White	100 000
62124	LED/A/T31/4/WB/12V-14V	T-3 1/4	Wedge	12	Amber	100 000
62127	LED/G/T31/4/WB/12V-14V	T-3 1/4	Wedge	12	Green	100 000
62130	LED/R/T31/4/WB/12V-14V	T-3 1/4	Wedge	12	Red	100 000
62133	LED/WH/T31/4/WB/12V-14V	T-3 1/4	Wedge	12	White	100 000
62125	LED/A/T31/4/WB/24V-28V	T-3 1/4	Wedge	24-28	Amber	100 000
62128	LED/G/T31/4/WB/24V-28V	T-3 1/4	Wedge	24-28	Green	100 000
62131	LED/R/T31/4/WB/24V-28V	T-3 1/4	Wedge	24-28	Red	100 000





Order code	Description	Shape	Base	Volts (VAC)	Color	Life L70 (hrs)
S6 - 7 Cluster (12-14 V, 28 V)						
62151	LED/A/S6/SC/12-14V	S6	Single Contact (BA15s)	12-14	Amber	100 000
62153	LED/G/S6/SC/12-14V	S6	Single Contact (BA15s)	12-14	Green	100 000
62152	LED/A/S6/SC/28V	S6	Single Contact (BA15s)	28	Amber	100 000
62154	LED/G/S6/SC/28V	S6	Single Contact (BA15s)	28	Green	100 000
62156	LED/R/S6/SC/28V	S6	Single Contact (BA15s)	28	Red	100 000
S6 - 7 Cluster (12-14 V, 28 V)						
62161	LED/G/S6/DC/12-14V	S6	Double Contact (BA15d)	12-14	Green	100 000
62159	LED/R/S6/DC/12-14V	S6	Double Contact (BA15d)	12-14	Red	100 000
62162	LED/G/S6/DC/28V	S6	Double Contact (BA15d)	28	Green	100 000
62160	LED/R/S6/DC/28V	S6	Double Contact (BA15d)	28	Red	100 000




Order code	Description	Shape	Base	Volts (VAC)	Color	Life L70 (hrs)
S6 - 7 Cluster (12-14 V, 28 V)						
62135	LED/A/S6/CAND/12-14V	S6	Candelabra (E12)	12-14	Amber	100 000
62143	LED/B/S6/CAND/12-14V	S6	Candelabra (E12)	12-14	Blue	100 000
62139	LED/R/S6/CAND/12V-14V	S6	Candelabra (E12)	12-14	Red	100 000
62136	LED/A/S6/CAND/24V-28V	S6	Candelabra (E12)	24-28	Amber	100 000
62144	LED/B/S6/CAND/24V-28V	S6	Candelabra (E12)	24-28	Blue	100 000
62138	LED/G/S6/CAND/24V-28V	S6	Candelabra (E12)	24-28	Green	100 000
62142	LED/WH/S6/CAND/24V-28V	S6	Candelabra (E12)	24-28	White	100 000
S6 - 7 Cluster (120 V)						
62145	LED/A/S6/CAND/120V	S6	Candelabra (E12)	120	Amber	100 000
62146	LED/B/S6/CAND/120V	S6	Candelabra (E12)	120	Blue	100 000
62147	LED/G/S6/CAND/120V	S6	Candelabra (E12)	120	Green	100 000
62148	LED/R/S6/CAND/120V	S6	Candelabra (E12)	120	Red	100 000
62149	LED/WH/S6/CAND/120V	S6	Candelabra (E12)	120	White	100 000



LED Exit Lamp

These LED exit lamp kits minimize energy consumption and maintenance costs compared to their incandescent equivalent, while evenly illuminating both sides of the sign.

- Easy retrofit solution
- Each retrofit kit comes with multiple adapters and adjustable bases



Exit



Metal adapter



Copper adapter

Order code	Description	Shape	Watts (W)	Volts (VAC)	Color	Life L70 (hrs)	Case qty (master)
68969	LED/EXIT/S2/1.4W/E12/STD 2P	U Shape	1.4	120	Red	80 000	8/32
69077	LED/EXIT/S2/1.4W/E12/STD 2P BULK	U Shape	1.4	120	Red	80 000	2/400

Kit includes

- 2 lamps E12 candelabra base
- 2 adaptors for E17 intermediate base
- 2 adaptors for DC (BA15d) base





