

TRACK SYSTEMS AND ACCESSORIES


Track systems are an excellent way to highlight, create an impact or add ambiance to your space. It's flexible and allows you to customize as needed by easily adding luminance, removing, or redirecting your lighting. With compatible accessories, you can create shapes and designs to personalize the space and achieve the lighting output required. Here are 5 easy steps to build your track lighting system.



STEP 1

Design your track lighting layout

Design your layout and identify the space where track lighting will be installed and how much light is needed, as well as areas where an added focus is required.



STEP 2

Select the right track head to create a perfect ambience



Meet your lighting needs!

Our LED track head series bring flexibility and high-quality lighting performance. We offer both LED integrated track heads and traditional track heads for use with incandescent or LED lamps. With their modern design and versatile features, these luminaires will meet your needs for commercial, retail, hospitality, residential, and public spaces.

Create the required impact and atmosphere!

Where and how much light you need for the required area, you have multiple options to choose from. Our track heads offer selections of available wattages, lumens, color temperatures, CRI, and beam angle so you can create an outstanding uniformity of light. Choose what you need to make a statement within your space.

Easy installation and multiple styles!

Track systems are easy to install with a wide variety of accessories to suit your design needs. These systems allow you to move lights when you change your space, adjust and redirect your lighting or angles to create a perfect ambience! Installed either in a straight line, a square, a curved line, or suspended installation, you can create many shapes with our track feeds, joiners and other accessories.



STEP 3

Choose the size of track rails

Select the required length of STJ track for your application, they are available in 2', 4', 6', 8', and 12' length in a textured white and black finish and are field cuttable. Our tracks are made with solid copper conductors with Noryl® insulators placed in heavy 14 Ga. extruded aluminum channels. STJ is compatible with all J-Type track heads and its mechanical polarity with a visual indicator simplifies installation.




STEP 4

Choose track accessories according to your design



ST26 FLOATING FEED

Provides power at any point along the track when installed with a standard junction box.



ST27 SURFACE CONDUIT END FEED

For surface conduit wiring, to be installed with standard 1/2" connector.

Also available with reverse polarity ST27A.



ST38 END FEED (TOP ACCESS)


End feed for direct wiring to feed track from above with flexible conduit, BX, etc., or end feed in suspended applications. To be used with 1/2" connector.

Also available with reverse polarity ST38A.




ST40 MONOPOINT

To be installed directly to a standard junction box to accept a single luminaire.



ST23 THREE WAY «L» JOINER


Used to join two track sections to make a 90° angle or modify to straight by removing the cover and installing the straight accessory included. Can also be used as an in-line power feed.



ST24 T-CONNECTOR


Connects three track sections in a T shape configuration. Can also be used as an in-line power feed.

Also available with reverse polarity ST24A.




ST25 X-CONNECTOR

Connects four track sections in an X configuration, for two separate 90° runs. Can also be used as an in-line power feed.



ST22 MINI-CONNECTOR CONDUCTIVE

Connects two track sections end to end for a seamless continuous run.



ST28 FLEXIBLE CONNECTOR SINGLE CIRCUIT

This flexible connector connects two track sections end to end, with angles from 60° to 180°. Suitable to use to transition from wall-to-wall, wall-to-ceiling, or ceiling to ceiling.



JLVE LINE VOLTAGE EXTENSION

This extension wands suspend track head down from track at desired height. Available with the length of 12", 18", 24" and 36".



ST33 GROUNDED OUTLET

Provides electrical receptacle on to a track. Not UL Listed.



ST34 UTILITY HOOK

Non-electrical hook can support up to 10 lbs.

STEP 5

Realize your lighting design

RETAIL

- Apparel stores
- Show rooms
- Home center
- Decoration store

COMMERCIAL

- Department stores
- Office buildings
- Hospitals
- Car dealerships

HOSPITALITY

- Hotel lobbies
- Restaurants
- Art galleries
- Lounges

PUBLIC SPACE

- Schools
- Museums
- Libraries
- Tourist attractions

RESIDENTIAL

- Kitchens
- Living rooms
- Dining rooms
- Hallways

