


180° HIGH INTENSITY LED LAMP Colour and Power Selectable

Our new generation of our 180° High Intensity LED Lamp is the perfect LED retrofit solution and is now offered in colour, and power select, adding to the long list of benefits. It is ideal for an array of applications such as wall pack, shoe box, post top, street light, and more.

With the sleek and coveted design, this premium lamp will provide ample directional lighting to any desired space.



enclosed
fixture



■ Colour and Power Selectable

Colour and power selectable capability means more versatility and custom-tailored lighting for specific applications, but also, reduced stock inventory and costs!



CCT
selectable



power
selectable

■ Directional Lighting

The LED Chips are mounted on one side providing directional lighting. 2 supports are included with the lamp so it can be installed face down or face out, producing a precise and powerful lumen output.

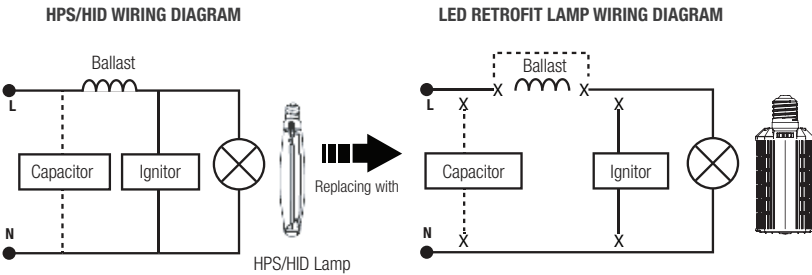
■ Heat Sink Design

The heat sink has been designed for optimized heat dissipation providing for a longer than average life span. The lamp ability to disperse the heat effectively provides safety and peace of mind knowing they can be used in an enclosed fixture.

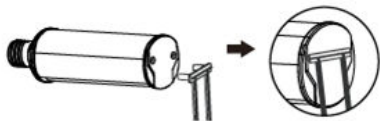
Multiple application possibilities



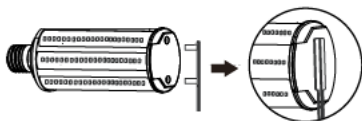
Quick and easy to install



Two supports are included with the lamp




Face down installation




Face out installation

Simple and versatile retrofit solution



- Power selectable switch
20/30/40 W



- CCT selectable switch
3 000/4 000/5 000 K



- Heat Sink

Summary Specification Table

Order code	Model number	Watts (W)	Base	Input Voltage (VAC)	Colour Temp. (K)	Traditional Equivalent (W)	CRI	Operating Position	Life L70 (hrs)	Master Case
69130	CRN180/PS40W/3CCT/BYP/120-277/E39/STD	20/30/40	E39	120-277	3 000/4 000/5 000	200	80	Vertical	50 000	12

Order code	Description	Watts (W)	3 000 K		4 000 K		5 000 K	
			Lumen output (lm)	Efficacy (lm/w)	Lumen output (lm)	Efficacy (lm/w)	Lumen output (lm)	Efficacy (lm/w)
69130	CRN180/PS40W/3CCT/BYP/120-277/E39/STD	20	2194	109.7	2368	118.4	2292	114.6
		30	3291	109.7	3552	118.4	3438	114.6
		40	4342	109.7	4669	118.4	4607	114.6